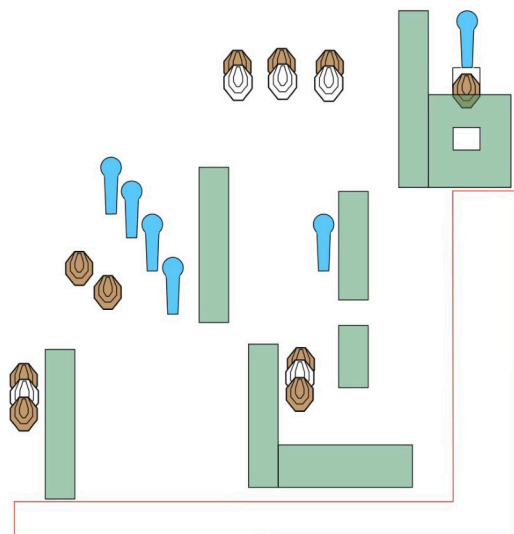


1. kolo Tekovskej ligy - Stage 1 - 2024-04-28

Stage č. 7



Terč:	10x IPSC Classic, 5x IPSC Paper, 1x IPSC preklápačka, niekoľko NS
Počet rán/body:	26/130
Start/Stop:	Zvukový signál / Posledná rana
Štartová pozícia:	Postoj relax, ruky voľne pozdĺž tela, zbraň „ready“
Postup:	Po zvukovom signále riešiť situáciu voľným štýlom z vymedzeného priestoru
Pravidlá a penalizácie:	Pravidlá IPSC
Bezpečnostné uhly:	90° vpravo, 90° vľavo, a výška valu
Bezpečnosť:	Upresniť RO na briefingu

Stage Results - Open

Place	Name	No.	Class	Div	PF	Points	Pen	Time	Hit Factor	Stage Pts	Stage %
1	Szabó, Alexander		U	O	Maj	125	0	16.35	7.6453	130.0000	100.00%
2	Adamec, Ľuboš		U	O	Maj	129	0	17.70	7.2881	123.9275	95.33%
3	Szabó, Attila		U	O	Maj	124	10	16.21	7.0327	119.5840	91.99%
4	Gáspár, Gabriel		U	O	Maj	115	20	17.99	5.2807	89.7932	69.07%
5	Eckerová, Martina		U	O	Min	115	10	32.49	3.2318	54.9529	42.27%
6	Kocian, Norbert		U	O	Maj	122	10	39.07	2.8666	48.7445	37.50%

Stage Results - PCC

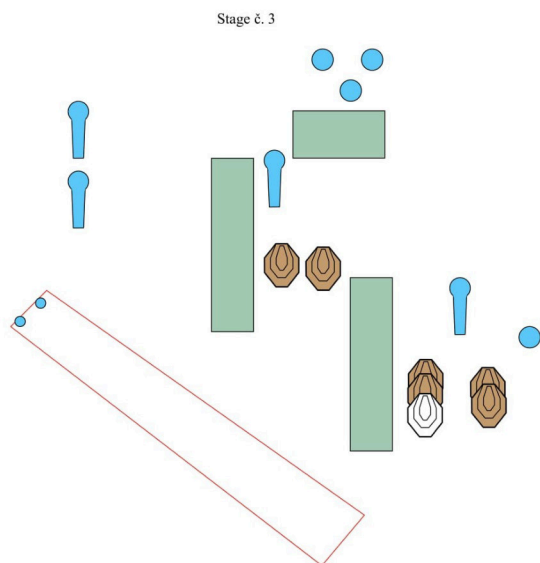
Place	Name	No.	Class	Div	PF	Points	Pen	Time	Hit Factor	Stage Pts	Stage %
1	Hrebík, Jozef		U	PCC	Min	128	0	21.13	6.0577	130.0000	100.00%
2	Dolnan, Zdeno 1		U	PCC	Min	126	0	23.01	5.4759	117.5132	90.39%
3	Toldy, Erik		U	PCC	Min	128	0	28.69	4.4615	95.7442	73.65%
4	Selucká, Veronika		U	PCC	Min	110	20	20.86	4.3145	92.5894	71.22%

Stage Results - Production

Place	Name	No.	Class	Div	PF	Points	Pen	Time	Hit Factor	Stage Pts	Stage %
1	Drienik, Vojtech		U	P	Min	128	0	18.25	7.0137	130.0000	100.00%
2	Drimaj, Peter		U	P	Min	124	0	18.39	6.7428	124.9788	96.14%
3	Bednarik, Marian		U	P	Min	118	0	17.95	6.5738	121.8467	93.73%
4	Janček, Martin		U	P	Min	126	0	21.45	5.8741	108.8778	83.75%
5	Kreutz, Erich		U	P	Min	117	10	19.19	5.5758	103.3487	79.50%
6	Michalec, Ľubomír		U	P	Min	122	0	22.50	5.4222	100.5017	77.31%
7	Gábor, Marián		U	P	Min	120	0	22.18	5.4103	100.2804	77.14%
8	Kalka, Filip		U	P	Min	120	0	22.63	5.3027	98.2863	75.60%
9	Selucký, Patrik		U	P	Min	116	0	23.01	5.0413	93.4410	71.88%
10	Ružička, Milan		U	P	Min	118	0	23.83	4.9517	91.7813	70.60%
11	Halenár, Marek		U	P	Min	120	0	26.49	4.5300	83.9645	64.59%

12	Olšovský, Lukáš	U	P	Min	120	0	26.96	4.4510	82.5007	63.46%	
13	Polievka, Lubomír	U	P	Min	104	0	23.52	4.4218	81.9582	63.04%	
14	Hrabaj, Marián	U	P	Min	122	0	30.88	3.9508	73.2283	56.33%	
15	Vígh, Peter	U	P	Min	124	0	32.09	3.8641	71.6223	55.09%	
16	Popluhár, Patrik	U	P	Min	106	20	24.33	3.5347	65.5168	50.40%	
17	Mindek, Martin	U	P	Min	128	10	34.48	3.4223	63.4324	48.79%	
Stage Results - Production Optics											
Place	Name	No.	Class	Div	PF	Points	Pen	Time	Hit Factor	Stage Pts	Stage %
1	Pavlík , Ján	U	PO	Min	120	0	17.54	6.8415	130.0000	100.00%	
2	Kán, Peter	U	PO	Min	118	0	17.64	6.6893	127.1087	97.78%	
3	Bachratý, Tomáš	U	PO	Min	124	0	20.56	6.0311	114.6015	88.15%	
4	Bartoš, Peter	U	PO	Min	126	10	20.53	5.6503	107.3645	82.59%	
5	Majling, Andrej	U	PO	Min	122	20	18.40	5.5435	105.3353	81.03%	
6	Chalupa, Cyril	U	PO	Min	122	0	23.04	5.2951	100.6165	77.40%	
7	Vančo, Ján	U	PO	Min	124	0	24.19	5.1261	97.4042	74.93%	
8	Pančík, Vladimír	U	PO	Min	121	10	24.82	4.4722	84.9793	65.37%	
9	Marcina, Lubomír	U	PO	Min	128	0	29.81	4.2939	81.5905	62.76%	
10	Hukel, Miroslav	U	PO	Min	115	20	22.14	4.2909	81.5338	62.72%	
11	Prefertus, Róbert	U	PO	Min	109	20	33.13	2.6864	51.0458	39.27%	
Stage Results - Standard											
Place	Name	No.	Class	Div	PF	Points	Pen	Time	Hit Factor	Stage Pts	Stage %
1	Mikula, Jozef	U	S	Min	122	0	17.61	6.9279	130.0000	100.00%	
2	Toldy, Erik	U	S	Min	119	10	19.01	5.7338	107.5938	82.76%	
3	Nagy, Richard	U	S	Min	122	0	21.40	5.7009	106.9766	82.29%	
4	Žažký, Miroslav	U	S	Min	119	10	19.24	5.6653	106.3076	81.78%	
5	Gombalík, Ladislav	U	S	Min	120	0	21.33	5.6259	105.5682	81.21%	
6	Pančík, Lubomír	U	S	Min	126	0	23.69	5.3187	99.8041	76.77%	
7	Potocký, Peter	U	S	Maj	128	0	24.11	5.3090	99.6221	76.63%	
8	Špitálsky, Michal	U	S	Min	117	10	20.86	5.1294	96.2526	74.04%	
9	Mišík, Peter	U	S	Min	121	10	22.29	4.9798	93.4449	71.88%	
10	Hollý, Peter	U	S	Min	120	0	25.13	4.7752	89.6049	68.93%	
11	Trancygier, Tomáš	U	S	Min	124	0	26.30	4.7148	88.4726	68.06%	
12	Cirbus, Emil	U	S	Min	122	0	26.35	4.6300	86.8805	66.83%	
13	Slanina, Peter	U	S	Min	124	0	27.14	4.5689	85.7343	65.95%	
14	Páleník, Miroslav	U	S	Min	124	0	27.36	4.5322	85.0449	65.42%	
15	Krajčír, Dalibor	U	S	Min	118	0	26.23	4.4987	84.4164	64.94%	
16	Plevka, Peter	U	S	Min	118	30	19.64	4.4807	84.0783	64.68%	
17	Ecker, Július	U	S	Min	122	0	27.29	4.4705	83.8879	64.53%	
18	Zvolenský, Peter	U	S	Min	126	0	28.44	4.4304	83.1350	63.95%	
19	Košíková, Simona	U	S	Min	111	10	23.06	4.3799	82.1873	63.22%	
20	Belko, Jozef	U	S	Min	120	0	28.43	4.2209	79.2040	60.93%	
21	Kocifajová, Kristína	U	S	Min	121	10	27.23	4.0764	76.4924	58.84%	
22	Beneš, Michal	U	S	Min	116	0	28.60	4.0559	76.1088	58.55%	
23	Lauko, Daniel	U	S	Min	122	0	31.79	3.8377	72.0132	55.39%	
24	Pál, Eugen	U	S	Min	116	0	30.52	3.8008	71.3208	54.86%	
25	Takáč, Michal	U	S	Min	113	10	28.02	3.6759	68.9782	53.06%	
26	Dolňan, Zdeno	U	S	Min	126	0	35.41	3.5583	66.7709	51.36%	
27	Selucký, Patrik junior	U	S	Min	121	20	29.41	3.4342	64.4420	49.57%	
28	Gregorová, Mariana	U	S	Min	105	10	30.30	3.1353	58.8334	45.26%	
29	Károly, Karol	U	S	Min	124	30	43.16	2.1779	40.8686	31.44%	
30	Fabianová, Simona	U	S	Min	118	0	56.03	2.1060	39.5188	30.40%	
31	Ružičková, Lenka	U	S	Min	112	20	50.85	1.8092	33.9500	26.12%	
32	Freudenfeld, Denis	U	S	Min	112	30	46.15	1.7768	33.3415	25.65%	
33	Plevka, Marián	U	S	Min	102	30	57.74	1.2470	23.3991	18.00%	
34	Lontoš, Samuel	U	S	Min	100	30	62.49	1.1202	21.0199	16.17%	

1. kolo Tekovskej ligy - Stage 2 - 2024-04-28



Terč:	6x IPSCClassic, 4x IPSC mini paper, 4x gong, niekoľko NS
Počet rán/body:	20/100
Štart/Stop:	Zvukový signál /Posledná rana
Štartová pozícia:	Postoj relax, ruky voľne pozdĺž tela, nohami na modrých značkách, zbraň „ready“
Postup:	Po zvukovom signále riešiť situáciu voľným štýlom z vymedzeného priestoru
Pravidlá a penalizácie:	Pravidlá IPSC
Bezpečnostné uhly:	90° sprava, 90° vľavo, a výškavalu
Bezpečnosť:	Upresní RO na briefingu

Stage Results - Open

Place	Name	No.	Class	Div	PF	Points	Pen	Time	Hit Factor	Stage Pts	Stage %
1	Adamec, Ľuboš		U	O	Maj	99	0	14.02	7.0613	100.0000	100.00%
2	Szabó, Attila		U	O	Maj	100	0	14.47	6.9109	97.8688	97.87%
3	Gáspár, Gabriel		U	O	Maj	100	0	15.74	6.3532	89.9721	89.97%
4	Szabó, Alexander		U	O	Maj	98	0	19.30	5.0777	71.9087	71.91%
5	Kocian, Norbert		U	O	Maj	96	0	22.80	4.2105	59.6279	59.63%
6	Eckerová, Martina		U	O	Min	100	0	46.11	2.1687	30.7127	30.71%

Stage Results - PCC

Place	Name	No.	Class	Div	PF	Points	Pen	Time	Hit Factor	Stage Pts	Stage %
1	Hrebík, Jozef		U	PCC	Min	100	0	16.82	5.9453	100.0000	100.00%
2	Selucká, Veronika		U	PCC	Min	98	0	18.20	5.3846	90.5692	90.57%
3	Dolnan, Zdeno 1		U	PCC	Min	100	0	19.74	5.0659	85.2077	85.21%
4	Toldy, Erik		U	PCC	Min	83	30	33.15	1.5988	26.8917	26.89%

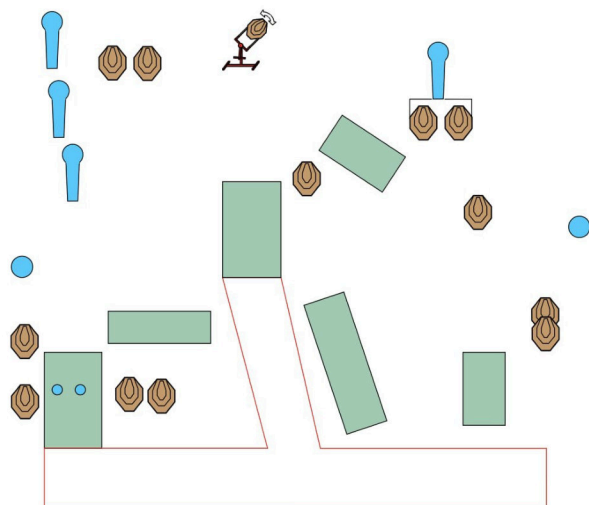
Stage Results - Production

Place	Name	No.	Class	Div	PF	Points	Pen	Time	Hit Factor	Stage Pts	Stage %
1	Bednarik, Marian		U	P	Min	100	0	14.75	6.7797	100.0000	100.00%
2	Drimaj, Peter		U	P	Min	100	0	16.70	5.9880	88.3234	88.32%
3	Drienik, Vojtech		U	P	Min	100	0	17.48	5.7208	84.3822	84.38%
4	Michalec, Ľubomír		U	P	Min	98	0	17.89	5.4779	80.7993	80.80%
5	Kreutz, Erich		U	P	Min	92	0	18.11	5.0801	74.9310	74.93%
6	Polievka, Ľubomír		U	P	Min	98	0	19.97	4.9074	72.3836	72.38%
7	Selucký, Patrik		U	P	Min	96	0	20.25	4.7407	69.9259	69.93%
8	Ružička, Milan		U	P	Min	100	0	21.36	4.6816	69.0543	69.05%
9	Hrabaj, Marián		U	P	Min	100	0	22.13	4.5188	66.6516	66.65%
10	Mindek, Martin		U	P	Min	96	0	21.89	4.3856	64.6871	64.69%
11	Janček, Martin		U	P	Min	98	0	22.85	4.2888	63.2604	63.26%

12	Halenár, Marek	U	P	Min	100	0	24.28	4.1186	60.7496	60.75%	
13	Olšovský, Lukáš	U	P	Min	96	0	23.69	4.0523	59.7721	59.77%	
14	Vígh, Peter	U	P	Min	98	0	27.72	3.5354	52.1465	52.15%	
15	Kalka, Filip	U	P	Min	96	0	29.05	3.3046	48.7435	48.74%	
16	Gábor, Marián	U	P	Min	93	10	25.27	3.2845	48.4468	48.45%	
17	Popluhár, Patrik	U	P	Min	96	0	32.51	2.9529	43.5558	43.56%	
Stage Results - Production Optics											
Place	Name	No.	Class	Div	PF	Points	Pen	Time	Hit Factor	Stage Pts	Stage %
1	Pavlík , Ján	U	PO	Min	100	0	14.26	7.0126	100.0000	100.00%	
2	Kán, Peter	U	PO	Min	96	0	15.37	6.2459	89.0670	89.07%	
3	Majling, Andrej	U	PO	Min	98	0	15.76	6.2183	88.6726	88.67%	
4	Hukel, Miroslav	U	PO	Min	96	0	17.92	5.3571	76.3929	76.39%	
5	Bachratý, Tomáš	U	PO	Min	96	0	18.59	5.1641	73.6396	73.64%	
6	Bartoš, Peter	U	PO	Min	100	0	20.24	4.9407	70.4545	70.45%	
7	Marcina, Ľubomír	U	PO	Min	100	0	22.74	4.3975	62.7089	62.71%	
8	Vančo, Ján	U	PO	Min	91	10	18.73	4.3246	61.6690	61.67%	
9	Pančík, Vladimír	U	PO	Min	100	0	24.26	4.1220	58.7799	58.78%	
10	Chalupa, Cyril	U	PO	Min	93	10	20.18	4.1130	58.6511	58.65%	
11	Prefertus, Róbert	U	PO	Min	98	0	30.87	3.1746	45.2698	45.27%	
Stage Results - Standard											
Place	Name	No.	Class	Div	PF	Points	Pen	Time	Hit Factor	Stage Pts	Stage %
1	Mikula, Jozef	U	S	Min	93	10	15.99	5.1907	100.0000	100.00%	
2	Mišík, Peter	U	S	Min	100	0	20.02	4.9950	96.2291	96.23%	
3	Slanina, Peter	U	S	Min	100	0	20.02	4.9950	96.2291	96.23%	
4	Nagy, Richard	U	S	Min	100	0	20.18	4.9554	95.4661	95.47%	
5	Cirbus, Emil	U	S	Min	98	0	19.89	4.9271	94.9209	94.92%	
6	Potocký, Peter	U	S	Maj	99	0	20.23	4.8937	94.2779	94.28%	
7	Pančík, Ľubomír	U	S	Min	100	0	20.79	4.8100	92.6650	92.67%	
8	Toldy, Erik	U	S	Min	94	0	20.07	4.6836	90.2300	90.23%	
9	Košíková, Simona	U	S	Min	96	0	21.33	4.5007	86.7063	86.71%	
10	Žažký, Miroslav	U	S	Min	100	0	22.28	4.4883	86.4680	86.47%	
11	Špitálsky, Michal	U	S	Min	98	0	22.52	4.3517	83.8355	83.84%	
12	Ecker, Július	U	S	Min	100	0	24.56	4.0717	78.4408	78.44%	
13	Gombalík, Ladislav	U	S	Min	92	0	22.65	4.0618	78.2510	78.25%	
14	Zvolenský, Peter	U	S	Min	100	0	24.76	4.0388	77.8072	77.81%	
15	Plevka, Peter	U	S	Min	98	0	24.71	3.9660	76.4053	76.41%	
16	Selucký, Patrik junior	U	S	Min	92	0	23.46	3.9216	75.5493	75.55%	
17	Kocifajová, Kristína	U	S	Min	96	0	24.93	3.8508	74.1856	74.19%	
18	Trancygier, Tomáš	U	S	Min	96	0	25.14	3.8186	73.5659	73.57%	
19	Dolňan, Zdeno	U	S	Min	100	0	26.40	3.7879	72.9737	72.97%	
20	Beneš, Michal	U	S	Min	100	0	26.83	3.7272	71.8042	71.80%	
21	Takáč, Michal	U	S	Min	98	0	27.02	3.6269	69.8733	69.87%	
22	Belko, Jozef	U	S	Min	98	0	27.15	3.6096	69.5387	69.54%	
23	Lauko, Daniel	U	S	Min	98	0	27.93	3.5088	67.5967	67.60%	
24	Krajčír, Dalibor	U	S	Min	100	0	30.44	3.2852	63.2886	63.29%	
25	Hollý, Peter	U	S	Min	98	0	30.21	3.2440	62.4951	62.50%	
26	Károly, Karol	U	S	Min	94	0	29.74	3.1607	60.8916	60.89%	
27	Páleník, Miroslav	U	S	Min	98	0	32.36	3.0284	58.3429	58.34%	
28	Fabianová, Simona	U	S	Min	100	0	35.30	2.8329	54.5752	54.58%	
29	Pál, Eugen	U	S	Min	94	0	34.45	2.7286	52.5665	52.57%	
30	Gregorová, Mariana	U	S	Min	96	0	38.34	2.5039	48.2380	48.24%	
31	Freudenfeld, Denis	U	S	Min	100	0	67.13	1.4896	28.6981	28.70%	
32	Plevka, Marián	U	S	Min	98	0	67.34	1.4553	28.0365	28.04%	
33	Lontoš, Samuel	U	S	Min	83	10	50.46	1.4467	27.8706	27.87%	
34	Ružičková, Lenka	U	S	Min	96	0	75.83	1.2660	24.3894	24.39%	

1. kolo Tekovskej ligy - Stage 3 - 2024-04-28

Stage č. 4



Terč:	13x IPSC Classic, 3x IPSC Paper, 2x gong 1x IPSC preklapačka, 1x Kyvačka, niekoľko NS
Počet rán/bodov:	32/160
Štart/Stop:	Zvukový signál /Posledná rana
Štartová pozícia:	Postoj relax, ruky na značkách, zbraň „ready“
Postup:	Po zvukovom signále riešiť situáciu voľným štýlom z vymedzeného priestoru
Pravidlá a penalizácie:	Pravidlá IPSC
Bezpečnostné uhly:	90° vpravo, 90° vľavo, a výškavalu
Bezpečnosť:	Upresni RO na briefingu

Stage Results - Open

Place	Name	No.	Class	Div	PF	Points	Pen	Time	Hit Factor	Stage Pts	Stage %
1	Szabó, Attila		U	O	Maj	152	0	23.93	6.3519	160.0000	100.00%
2	Szabó, Alexander		U	O	Maj	149	0	23.77	6.2684	157.8978	98.69%
3	Gáspár, Gabriel		U	O	Maj	146	0	24.82	5.8824	148.1734	92.61%
4	Adamec, Ľuboš		U	O	Maj	150	10	24.68	5.6726	142.8900	89.31%
5	Eckerová, Martina		U	O	Min	149	10	49.33	2.8178	70.9778	44.36%
6	Kocian, Norbert		U	O	Maj	145	10	62.45	2.1617	54.4528	34.03%

Stage Results - PCC

Place	Name	No.	Class	Div	PF	Points	Pen	Time	Hit Factor	Stage Pts	Stage %
1	Hrebík, Jozef		U	PCC	Min	158	0	28.74	5.4976	160.0000	100.00%
2	Dolnan, Zdeno 1		U	PCC	Min	156	0	37.91	4.1150	119.7624	74.85%
3	Selucká, Veronika		U	PCC	Min	148	0	36.83	4.0185	116.9525	73.10%
4	Toldy, Erik		U	PCC	Min	144	0	45.83	3.1420	91.4455	57.15%

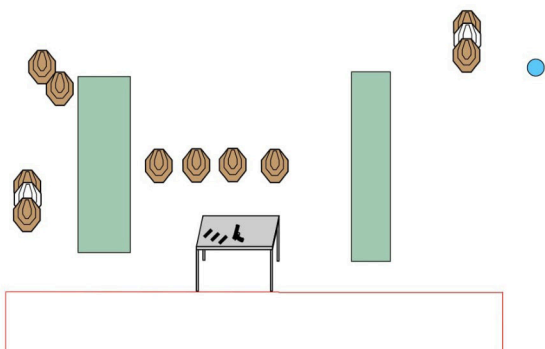
Stage Results - Production

Place	Name	No.	Class	Div	PF	Points	Pen	Time	Hit Factor	Stage Pts	Stage %
1	Bednarik, Marian		U	P	Min	152	0	25.94	5.8597	160.0000	100.00%
2	Drimaj, Peter		U	P	Min	156	0	27.32	5.7101	155.9159	97.45%
3	Kreutz, Erich		U	P	Min	144	0	27.13	5.3078	144.9303	90.58%
4	Michalec, Ľubomír		U	P	Min	146	0	28.85	5.0607	138.1826	86.36%
5	Drienik, Vojtech		U	P	Min	139	10	26.22	4.9199	134.3394	83.96%
6	Selucký, Patrik		U	P	Min	148	0	31.36	4.7194	128.8641	80.54%
7	Janček, Martin		U	P	Min	144	0	31.00	4.6452	126.8374	79.27%
8	Olšovský, Lukáš		U	P	Min	154	0	34.54	4.4586	121.7432	76.09%
9	Hrabaj, Marián		U	P	Min	142	0	33.01	4.3017	117.4598	73.41%
10	Polievka, Ľubomír		U	P	Min	130	0	31.47	4.1309	112.7958	70.50%
11	Mindek, Martin		U	P	Min	142	0	34.38	4.1303	112.7792	70.49%

12	Ružička, Milan	U	P	Min	140	0	33.96	4.1225	112.5659	70.35%	
13	Gábor, Marián	U	P	Min	131	10	32.54	3.7185	101.5346	63.46%	
14	Halenár, Marek	U	P	Min	139	10	39.38	3.2758	89.4459	55.90%	
15	Popluhár, Patrik	U	P	Min	128	20	34.11	3.1662	86.4547	54.03%	
16	Kalka, Filip	U	P	Min	136	0	44.16	3.0797	84.0923	52.56%	
17	Vígh, Peter	U	P	Min	136	20	38.57	3.0075	82.1211	51.33%	
Stage Results - Production Optics											
Place	Name	No.	Class	Div	PF	Points	Pen	Time	Hit Factor	Stage Pts	Stage %
1	Pavlík , Ján	U	PO	Min	156	0	22.99	6.7856	160.0000	100.00%	
2	Kán, Peter	U	PO	Min	146	0	24.28	6.0132	141.7877	88.62%	
3	Vančo, Ján	U	PO	Min	142	0	27.42	5.1787	122.1111	76.32%	
4	Hukel, Miroslav	U	PO	Min	148	0	29.05	5.0947	120.1296	75.08%	
5	Pančík, Vladimír	U	PO	Min	150	0	30.87	4.8591	114.5748	71.61%	
6	Bachratý, Tomáš	U	PO	Min	146	0	30.52	4.7837	112.7983	70.50%	
7	Chalupa, Cyril	U	PO	Min	142	0	32.74	4.3372	102.2690	63.92%	
8	Majling, Andrej	U	PO	Min	138	30	27.22	3.9677	93.5556	58.47%	
9	Bartoš, Peter	U	PO	Min	146	0	39.77	3.6711	86.5629	54.10%	
10	Marcina, Ľubomír	U	PO	Min	156	0	46.69	3.3412	78.7835	49.24%	
11	Prefertus, Róbert	U	PO	Min	82	240	52.88	0.0000	0.0000	0.00%	
Stage Results - Standard											
Place	Name	No.	Class	Div	PF	Points	Pen	Time	Hit Factor	Stage Pts	Stage %
1	Žažký, Miroslav	U	S	Min	142	0	25.35	5.6016	160.0000	100.00%	
2	Mikula, Jozef	U	S	Min	143	10	25.90	5.1351	146.6768	91.67%	
3	Gombalík, Ladislav	U	S	Min	150	0	32.10	4.6729	133.4737	83.42%	
4	Toldy, Erik	U	S	Min	144	0	30.96	4.6512	132.8529	83.03%	
5	Potocký, Peter	U	S	Maj	152	0	32.96	4.6117	131.7243	82.33%	
6	Mišík, Peter	U	S	Min	146	0	31.68	4.6086	131.6368	82.27%	
7	Špitálsky, Michal	U	S	Min	150	0	32.63	4.5970	131.3058	82.07%	
8	Nagy, Richard	U	S	Min	145	10	30.08	4.4880	128.1934	80.12%	
9	Pančík, Ľubomír	U	S	Min	156	0	35.65	4.3759	124.9898	78.12%	
10	Zvolenský, Peter	U	S	Min	152	0	35.61	4.2685	121.9218	76.20%	
11	Hollý, Peter	U	S	Min	150	0	35.21	4.2602	121.6844	76.05%	
12	Plevka, Peter	U	S	Min	132	0	31.57	4.1812	119.4288	74.64%	
13	Cirbus, Emil	U	S	Min	148	0	35.59	4.1585	118.7800	74.24%	
14	Beneš, Michal	U	S	Min	136	0	33.78	4.0261	114.9976	71.87%	
15	Košíková, Simona	U	S	Min	140	0	35.69	3.9227	112.0446	70.03%	
16	Belko, Jozef	U	S	Min	156	0	39.92	3.9078	111.6204	69.76%	
17	Dolňan, Zdeno	U	S	Min	154	0	40.73	3.7810	107.9980	67.50%	
18	Selucký, Patrik junior	U	S	Min	143	10	35.21	3.7773	107.8935	67.43%	
19	Kocifajová, Kristína	U	S	Min	140	0	37.63	3.7204	106.2682	66.42%	
20	Páleník, Miroslav	U	S	Min	142	0	38.54	3.6845	105.2413	65.78%	
21	Ecker, Július	U	S	Min	147	10	37.23	3.6798	105.1083	65.69%	
22	Slanina, Peter	U	S	Min	128	0	35.11	3.6457	104.1331	65.08%	
23	Krajčír, Dalibor	U	S	Min	148	0	44.03	3.3613	96.0114	60.01%	
24	Pál, Eugen	U	S	Min	132	0	41.03	3.2172	91.8929	57.43%	
25	Lauko, Daniel	U	S	Min	135	10	41.28	3.0281	86.4928	54.06%	
26	Trancygier, Tomáš	U	S	Min	123	30	35.45	2.6234	74.9336	46.83%	
27	Gregorová, Mariana	U	S	Min	135	10	49.20	2.5407	72.5696	45.36%	
28	Fabianová, Simona	U	S	Min	138	0	56.82	2.4287	69.3725	43.36%	
29	Ružičková, Lenka	U	S	Min	139	30	54.62	1.9956	57.0013	35.63%	
30	Plevka, Marián	U	S	Min	125	10	83.67	1.3744	39.2589	24.54%	
31	Takáč, Michal	U	S	Min	112	60	48.56	1.0708	30.5868	19.12%	
32	Freudenfeld, Denis	U	S	Min	135	70	81.38	0.7987	22.8142	14.26%	
33	Lontoš, Samuel	U	S	Min	103	80	73.94	0.3111	8.8850	5.55%	
34	Károly, Karol	U	S	Min	99	130	56.51	0.0000	0.0000	0.00%	

1. kolo Tekovskej ligy - Stage 4 - 2024-04-28

Stage č. 5



Terč:	10x IPSC Classic, 1x gong, niekoľko NS
Počet rán/body:	21/105
Štart/Stop:	Zvukový signál /Posledná rana
Štartová pozícia:	Za stolom, zbraň „Kondícia 3 na značke.“ zásobníky v nosičoch alebo na stole
Postup:	Po zvukovom signále riešiť situáciu voľným štýlom z vymedzeného priestoru
Pravidlá a penalizácie:	Pravidlá IPSC
Bezpečnostné uhly:	45° vpravo, 90° vľavo, a výška valu
Bezpečnosť:	Upresní RO na briefingu

Stage Results - Open

Place	Name	No.	Class	Div	PF	Points	Pen	Time	Hit Factor	Stage Pts	Stage %
1	Adamec, Ľuboš		U	O	Maj	98	0	8.87	11.0485	105.0000	100.00%
2	Szabó, Attila		U	O	Maj	104	0	9.57	10.8673	103.2781	98.36%
3	Gáspár, Gabriel		U	O	Maj	97	0	9.04	10.7301	101.9742	97.12%
4	Szabó, Alexander		U	O	Maj	102	10	10.15	9.0640	86.1407	82.04%
5	Kocian, Norbert		U	O	Maj	95	0	11.72	8.1058	77.0341	73.37%
6	Eckerová, Martina		U	O	Min	89	20	36.84	1.8730	17.7998	16.95%

Stage Results - PCC

Place	Name	No.	Class	Div	PF	Points	Pen	Time	Hit Factor	Stage Pts	Stage %
1	Hrebík, Jozef		U	PCC	Min	103	0	12.00	8.5833	105.0000	100.00%
2	Selucká, Veronika		U	PCC	Min	99	0	15.56	6.3625	77.8321	74.13%
3	Toldy, Erik		U	PCC	Min	103	0	17.19	5.9919	73.2984	69.81%
4	Dolnan, Zdeno 1		U	PCC	Min	105	0	17.74	5.9188	72.4051	68.96%

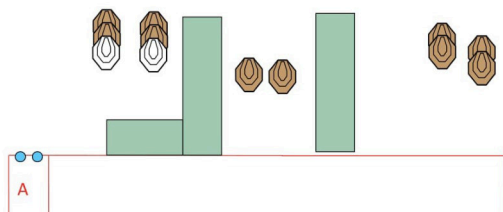
Stage Results - Production

Place	Name	No.	Class	Div	PF	Points	Pen	Time	Hit Factor	Stage Pts	Stage %
1	Bednarik, Marian		U	P	Min	105	0	11.61	9.0439	105.0000	100.00%
2	Drimaj, Peter		U	P	Min	93	0	11.47	8.1081	94.1351	89.65%
3	Selucký, Patrik		U	P	Min	101	0	12.64	7.9905	92.7698	88.35%
4	Michalec, Ľubomír		U	P	Min	99	0	12.56	7.8822	91.5119	87.15%
5	Drienik, Vojtech		U	P	Min	93	0	12.26	7.5856	88.0693	83.88%
6	Polievka, Ľubomír		U	P	Min	97	0	12.93	7.5019	87.0974	82.95%
7	Kreutz, Erich		U	P	Min	99	0	13.94	7.1019	82.4527	78.53%
8	Popluhár, Patrik		U	P	Min	97	0	15.07	6.4366	74.7293	71.17%
9	Ružička, Milan		U	P	Min	105	0	17.40	6.0345	70.0603	66.72%
10	Olšovský, Lukáš		U	P	Min	101	0	16.86	5.9905	69.5498	66.24%
11	Hrabaj, Marián		U	P	Min	99	0	16.80	5.8929	68.4161	65.16%

12	Janček, Martin	U	P	Min	94	10	15.51	5.4159	62.8781	59.88%	
13	Kalka, Filip	U	P	Min	85	0	16.42	5.1766	60.1005	57.24%	
14	Mindek, Martin	U	P	Min	84	10	14.51	5.0999	59.2102	56.39%	
15	Vígh, Peter	U	P	Min	97	0	21.21	4.5733	53.0962	50.57%	
16	Halenár, Marek	U	P	Min	81	0	19.57	4.1390	48.0537	45.77%	
17	Gábor, Marián	U	P	Min	75	40	14.36	2.4373	28.2974	26.95%	
Stage Results - Production Optics											
Place	Name	No.	Class	Div	PF	Points	Pen	Time	Hit Factor	Stage Pts	Stage %
1	Pavlík , Ján	U	PO	Min	101	0	11.20	9.0179	105.0000	100.00%	
2	Kán, Peter	U	PO	Min	93	0	10.37	8.9682	104.4216	99.45%	
3	Majling, Andrej	U	PO	Min	101	0	12.13	8.3265	96.9497	92.33%	
4	Vančo, Ján	U	PO	Min	97	0	13.35	7.2659	84.6012	80.57%	
5	Hukel, Miroslav	U	PO	Min	93	0	14.18	6.5585	76.3647	72.73%	
6	Pančík, Vladimír	U	PO	Min	99	0	15.60	6.3462	73.8919	70.37%	
7	Bachratý, Tomáš	U	PO	Min	97	10	14.69	5.9224	68.9578	65.67%	
8	Bartoš, Peter	U	PO	Min	80	10	12.91	5.4222	63.1332	60.13%	
9	Chalupa, Cyril	U	PO	Min	91	10	16.77	4.8301	56.2390	53.56%	
10	Marcina, Ľubomír	U	PO	Min	101	0	21.66	4.6630	54.2936	51.71%	
11	Prefertus, Róbert	U	PO	Min	101	0	29.31	3.4459	40.1228	38.21%	
Stage Results - Standard											
Place	Name	No.	Class	Div	PF	Points	Pen	Time	Hit Factor	Stage Pts	Stage %
1	Ťažký, Miroslav	U	S	Min	99	0	11.21	8.8314	105.0000	100.00%	
2	Toldy, Erik	U	S	Min	103	0	12.90	7.9845	94.9308	90.41%	
3	Nagy, Richard	U	S	Min	97	0	12.56	7.7229	91.8210	87.45%	
4	Potocký, Peter	U	S	Maj	91	0	13.10	6.9466	82.5904	78.66%	
5	Gombalík, Ladislav	U	S	Min	103	0	14.84	6.9407	82.5207	78.59%	
6	Beneš, Michal	U	S	Min	93	0	13.67	6.8032	80.8861	77.03%	
7	Špitálsky, Michal	U	S	Min	99	0	14.74	6.7164	79.8541	76.05%	
8	Ecker, Július	U	S	Min	103	0	16.07	6.4095	76.2046	72.58%	
9	Mišík, Peter	U	S	Min	86	10	11.92	6.3758	75.8049	72.20%	
10	Hollý, Peter	U	S	Min	93	0	15.20	6.1184	72.7443	69.28%	
11	Pančík, Ľubomír	U	S	Min	105	0	17.33	6.0589	72.0361	68.61%	
12	Cirbus, Emil	U	S	Min	97	0	16.04	6.0474	71.8997	68.48%	
13	Trancygier, Tomáš	U	S	Min	99	0	16.58	5.9710	70.9922	67.61%	
14	Selucký, Patrik junior	U	S	Min	93	0	15.86	5.8638	69.7171	66.40%	
15	Belko, Jozef	U	S	Min	101	0	17.25	5.8551	69.6133	66.30%	
16	Slanina, Peter	U	S	Min	91	0	15.66	5.8110	69.0891	65.80%	
17	Kocifajová, Kristína	U	S	Min	103	0	18.30	5.6284	66.9184	63.73%	
18	Košíková, Simona	U	S	Min	95	0	17.13	5.5458	65.9365	62.80%	
19	Dolňan, Zdeno	U	S	Min	101	0	18.23	5.5403	65.8710	62.73%	
20	Plevka, Peter	U	S	Min	95	0	17.16	5.5361	65.8212	62.69%	
21	Zvolenský, Peter	U	S	Min	103	0	18.76	5.4904	65.2776	62.17%	
22	Mikula, Jozef	U	S	Min	93	20	13.55	5.3875	64.0536	61.00%	
23	Pál, Eugen	U	S	Min	89	0	17.17	5.1835	61.6282	58.69%	
24	Lauko, Daniel	U	S	Min	103	0	20.81	4.9495	58.8471	56.04%	
25	Takáč, Michal	U	S	Min	99	0	20.03	4.9426	58.7644	55.97%	
26	Krajčír, Dalibor	U	S	Min	96	10	18.05	4.7645	56.6475	53.95%	
27	Károly, Karol	U	S	Min	95	0	21.23	4.4748	53.2027	50.67%	
28	Gregorová, Mariana	U	S	Min	105	0	23.74	4.4229	52.5858	50.08%	
29	Páleník, Miroslav	U	S	Min	85	0	20.12	4.2247	50.2286	47.84%	
30	Ružičková, Lenka	U	S	Min	95	0	25.92	3.6651	43.5761	41.50%	
31	Freudenfeld, Denis	U	S	Min	99	0	29.79	3.3233	39.5116	37.63%	
32	Fabianová, Simona	U	S	Min	97	0	31.94	3.0369	36.1074	34.39%	
33	Plevka, Marián	U	S	Min	91	0	32.54	2.7966	33.2494	31.67%	
34	Lontoš, Samuel	U	S	Min	82	10	29.17	2.4683	29.3465	27.95%	

1. kolo Tekovskej ligy - Stage 5 - 2024-04-28

Stage č. 6



Terč:	10x IPSC Classic, niekoľko NS
Počet rán/body:	20/100
Štart/Stop:	Zvukový signál /Posledná rana
Štartová pozícia:	Postoj relax, nohy na značkách, zbraň „ready“
Postup:	Po zvukovom signále riešiť situáciu voľným štýlom z vymedzeného priestoru
Pravidlá a penalizácie:	Pravidlá IPSC
Bezpečnostné uhly:	90° sprava, 45° vľavo, a výška valu
Bezpečnosť:	Upresniť RO na briefingu

Stage Results - Open

Place	Name	No.	Class	Div	PF	Points	Pen	Time	Hit Factor	Stage Pts	Stage %
1	Adamec, Ľuboš		U	O	Maj	98	0	6.89	14.2235	100.0000	100.00%
2	Szabó, Attila		U	O	Maj	94	0	7.90	11.8987	83.6554	83.66%
3	Gáspár, Gabriel		U	O	Maj	92	10	7.03	11.6643	82.0071	82.01%
4	Kocian, Norbert		U	O	Maj	90	10	8.95	8.9385	62.8435	62.84%
5	Szabó, Alexander		U	O	Maj	86	20	7.63	8.6501	60.8153	60.82%
6	Eckerová, Martina		U	O	Min	100	0	18.71	5.3447	37.5768	37.58%

Stage Results - PCC

Place	Name	No.	Class	Div	PF	Points	Pen	Time	Hit Factor	Stage Pts	Stage %
1	Hrebík, Jozef		U	PCC	Min	98	0	9.03	10.8527	100.0000	100.00%
2	Selucká, Veronika		U	PCC	Min	93	10	9.41	8.8204	81.2737	81.27%
3	Toldy, Erik		U	PCC	Min	98	0	12.63	7.7593	71.4964	71.50%
4	Dolnan, Zdeno 1		U	PCC	Min	100	0	14.85	6.7340	62.0491	62.05%

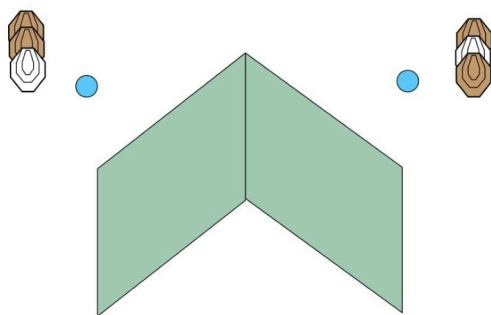
Stage Results - Production

Place	Name	No.	Class	Div	PF	Points	Pen	Time	Hit Factor	Stage Pts	Stage %
1	Kreutz, Erich		U	P	Min	98	0	9.14	10.7221	100.0000	100.00%
2	Michalec, Ľubomír		U	P	Min	92	0	8.68	10.5991	98.8526	98.85%
3	Drienik, Vojtech		U	P	Min	96	0	9.15	10.4918	97.8521	97.85%
4	Drimaj, Peter		U	P	Min	96	0	9.52	10.0840	94.0490	94.05%
5	Bednarik, Marian		U	P	Min	78	0	8.14	9.5823	89.3697	89.37%
6	Janček, Martin		U	P	Min	96	0	10.39	9.2397	86.1739	86.17%
7	Olšovský, Lukáš		U	P	Min	96	0	10.75	8.9302	83.2881	83.29%
8	Ružička, Milan		U	P	Min	94	0	10.81	8.6957	81.1003	81.10%
9	Selucký, Patrik		U	P	Min	88	0	10.30	8.5437	79.6830	79.68%
10	Míndek, Martin		U	P	Min	96	0	12.09	7.9404	74.0568	74.06%
11	Gábor, Marián		U	P	Min	81	10	9.08	7.8194	72.9277	72.93%

12	Hrabaj, Marián	U	P	Min	92	0	12.27	7.4980	69.9300	69.93%	
13	Polievka, Ľubomír	U	P	Min	90	0	12.27	7.3350	68.4098	68.41%	
14	Halenár, Marek	U	P	Min	96	0	13.40	7.1642	66.8169	66.82%	
15	Vígh, Peter	U	P	Min	88	0	12.57	7.0008	65.2931	65.29%	
16	Popluhár, Patrik	U	P	Min	82	0	15.42	5.3178	49.5963	49.60%	
17	Kalka, Filip	U	P	Min	78	20	12.11	4.7894	44.6688	44.67%	
Stage Results - Production Optics											
Place	Name	No.	Class	Div	PF	Points	Pen	Time	Hit Factor	Stage Pts	Stage %
1	Pavlík , Ján	U	PO	Min	96	0	9.31	10.3115	100.0000	100.00%	
2	Vančo, Ján	U	PO	Min	94	0	10.27	9.1529	88.7638	88.76%	
3	Hukel, Miroslav	U	PO	Min	96	0	10.51	9.1342	88.5823	88.58%	
4	Majling, Andrej	U	PO	Min	86	0	9.90	8.6869	84.2445	84.24%	
5	Bachratý, Tomáš	U	PO	Min	94	0	10.97	8.5688	83.0997	83.10%	
6	Bartoš, Peter	U	PO	Min	92	0	11.56	7.9585	77.1807	77.18%	
7	Chalupa, Cyril	U	PO	Min	98	0	12.42	7.8905	76.5214	76.52%	
8	Pančík, Vladimír	U	PO	Min	94	0	13.66	6.8814	66.7353	66.74%	
9	Kán, Peter	U	PO	Min	96	0	15.20	6.3158	61.2500	61.25%	
10	Marcina, Ľubomír	U	PO	Min	100	0	15.92	6.2814	60.9166	60.92%	
11	Prefertus, Róbert	U	PO	Min	94	0	15.69	5.9911	58.1010	58.10%	
Stage Results - Standard											
Place	Name	No.	Class	Div	PF	Points	Pen	Time	Hit Factor	Stage Pts	Stage %
1	Ťažký, Miroslav	U	S	Min	98	0	9.48	10.3376	100.0000	100.00%	
2	Mišík, Peter	U	S	Min	96	0	9.65	9.9482	96.2335	96.23%	
3	Gombalík, Ladislav	U	S	Min	86	0	8.80	9.7727	94.5362	94.54%	
4	Plevka, Peter	U	S	Min	98	0	10.40	9.4231	91.1538	91.15%	
5	Toldy, Erik	U	S	Min	96	0	10.74	8.9385	86.4668	86.47%	
6	Nagy, Richard	U	S	Min	87	10	9.04	8.5177	82.3957	82.40%	
7	Mikula, Jozef	U	S	Min	93	10	9.95	8.3417	80.6933	80.69%	
8	Špitálsky, Michal	U	S	Min	89	10	9.62	8.2121	79.4391	79.44%	
9	Slanina, Peter	U	S	Min	96	0	11.84	8.1081	78.4335	78.43%	
10	Páleník, Miroslav	U	S	Min	88	0	10.97	8.0219	77.5994	77.60%	
11	Selucký, Patrik junior	U	S	Min	98	0	12.38	7.9160	76.5751	76.58%	
12	Cirbus, Emil	U	S	Min	94	0	11.94	7.8727	76.1563	76.16%	
13	Trancygier, Tomáš	U	S	Min	92	0	11.84	7.7703	75.1655	75.17%	
14	Zvolenský, Peter	U	S	Min	94	0	12.15	7.7366	74.8400	74.84%	
15	Ecker, Július	U	S	Min	100	0	13.01	7.6864	74.3541	74.35%	
16	Potocký, Peter	U	S	Maj	100	0	13.13	7.6161	73.6746	73.67%	
17	Košíková, Simona	U	S	Min	96	0	12.78	7.5117	72.6646	72.66%	
18	Krajčír, Dalibor	U	S	Min	100	10	12.30	7.3171	70.7815	70.78%	
19	Kocifajová, Kristína	U	S	Min	92	0	12.87	7.1484	69.1499	69.15%	
20	Lauko, Daniel	U	S	Min	94	0	13.18	7.1320	68.9914	68.99%	
21	Pančík, Ľubomír	U	S	Min	96	0	13.54	7.0901	68.5859	68.59%	
22	Belko, Jozef	U	S	Min	98	0	14.09	6.9553	67.2818	67.28%	
23	Dolňan, Zdeno	U	S	Min	92	0	13.43	6.8503	66.2665	66.27%	
24	Károly, Karol	U	S	Min	92	0	14.15	6.5018	62.8946	62.89%	
25	Pál, Eugen	U	S	Min	87	10	12.45	6.1847	59.8279	59.83%	
26	Beneš, Michal	U	S	Min	82	20	10.53	5.8879	56.9568	56.96%	
27	Fabianová, Simona	U	S	Min	92	0	17.59	5.2302	50.5946	50.59%	
28	Hollý, Peter	U	S	Min	85	10	14.92	5.0268	48.6267	48.63%	
29	Ružičková, Lenka	U	S	Min	87	10	17.57	4.3825	42.3937	42.39%	
30	Takáč, Michal	U	S	Min	77	10	15.76	4.2513	41.1245	41.12%	
31	Gregorová, Mariana	U	S	Min	91	10	19.47	4.1602	40.2440	40.24%	
32	Freudenfeld, Denis	U	S	Min	96	0	26.92	3.5661	34.4968	34.50%	
33	Lontoš, Samuel	U	S	Min	92	0	26.07	3.5290	34.1373	34.14%	
34	Plevka, Marián	U	S	Min	100	0	28.96	3.4530	33.4029	33.40%	

1. kolo Tekovskej ligy - Stage 6 - 2024-04-28

Stage č. 1



Terče:	4x IPSC Classic, 2x gong, niekoľko NS
Počet rán/body:	10/50
Start/Stop:	Zvukový signál /Posledná rana
Štartová pozícia:	Postoj relax, ruky voľne pozdĺž tela, zbraň „ready“
Postup:	Po zvukovom signále riešiť situáciu voľným štýlom z vymedzeného priestoru
Pravidlá a penalizácie:	Pravidlá IPSC
Bezpečnostné uhly:	90° vpravo, 90° vľavo, a výška valu
Bezpečnosť:	Upresní RO na briefingu

Stage Results - Open

Place	Name	No.	Class	Div	PF	Points	Pen	Time	Hit Factor	Stage Pts	Stage %
1	Szabó, Attila		U	O	Maj	50	0	7.61	6.5703	50.0000	100.00%
2	Adamec, Ľuboš		U	O	Maj	48	0	7.37	6.5129	49.5631	99.13%
3	Gáspár, Gabriel		U	O	Maj	50	0	7.78	6.4267	48.9075	97.81%
4	Szabó, Alexander		U	O	Maj	48	0	7.87	6.0991	46.4142	92.83%
5	Eckerová, Martina		U	O	Min	48	0	15.52	3.0928	23.5361	47.07%
6	Kocian, Norbert		U	O	Maj	47	0	17.12	2.7453	20.8919	41.78%

Stage Results - PCC

Place	Name	No.	Class	Div	PF	Points	Pen	Time	Hit Factor	Stage Pts	Stage %
1	Hrebík, Jozef		U	PCC	Min	50	0	8.28	6.0386	50.0000	100.00%
2	Dolnan, Zdeno 1		U	PCC	Min	50	0	10.12	4.9407	40.9091	81.82%
3	Toldy, Erik		U	PCC	Min	43	10	14.96	2.2059	18.2647	36.53%
4	Selucká, Veronika		U	PCC	Min	30	20	10.07	0.9930	8.2224	16.44%

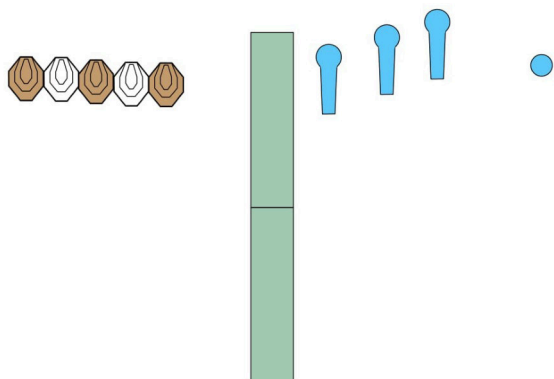
Stage Results - Production

Place	Name	No.	Class	Div	PF	Points	Pen	Time	Hit Factor	Stage Pts	Stage %
1	Michalec, Ľubomír		U	P	Min	46	0	8.03	5.7285	50.0000	100.00%
2	Bednarik, Marian		U	P	Min	48	0	8.76	5.4795	47.8261	95.65%
3	Drienik, Vojtech		U	P	Min	46	0	8.97	5.1282	44.7603	89.52%
4	Polievka, Ľubomír		U	P	Min	46	0	9.37	4.9093	42.8495	85.70%
5	Kreutz, Erich		U	P	Min	46	0	9.65	4.7668	41.6062	83.21%
6	Mindek, Martin		U	P	Min	48	0	10.12	4.7431	41.3989	82.80%
7	Hrabaj, Marián		U	P	Min	48	0	10.19	4.7105	41.1145	82.23%
8	Drimaj, Peter		U	P	Min	44	0	9.79	4.4944	39.2281	78.46%
9	Janček, Martin		U	P	Min	44	0	9.88	4.4534	38.8708	77.74%
10	Selucký, Patrik		U	P	Min	46	0	10.73	4.2870	37.4185	74.84%
11	Olšovský, Lukáš		U	P	Min	48	0	11.30	4.2478	37.0758	74.15%
12	Halenár, Marek		U	P	Min	46	0	13.20	3.4848	30.4167	60.83%

13	Gábor, Marián	U	P	Min	41	10	9.50	3.2632	28.4817	56.96%	
14	Ružička, Milan	U	P	Min	40	0	12.96	3.0864	26.9391	53.88%	
15	Kalka, Filip	U	P	Min	38	0	12.41	3.0620	26.7263	53.45%	
16	Popluhár, Patrik	U	P	Min	43	20	11.68	1.9692	17.1875	34.37%	
17	Vígh, Peter	U	P	Min	40	10	15.56	1.9280	16.8283	33.66%	
Stage Results - Production Optics											
Place	Name	No.	Class	Div	PF	Points	Pen	Time	Hit Factor	Stage Pts	Stage %
1	Pavlík , Ján	U	PO	Min	50	0	8.63	5.7937	50.0000	100.00%	
2	Majling, Andrej	U	PO	Min	48	0	8.75	5.4857	47.3417	94.68%	
3	Kán, Peter	U	PO	Min	44	0	8.07	5.4523	47.0533	94.11%	
4	Bartoš, Peter	U	PO	Min	46	0	9.54	4.8218	41.6122	83.22%	
5	Vančo, Ján	U	PO	Min	44	0	9.13	4.8193	41.5904	83.18%	
6	Hukel, Miroslav	U	PO	Min	44	0	9.15	4.8087	41.4995	83.00%	
7	Pančík, Vladimír	U	PO	Min	50	0	11.36	4.4014	37.9842	75.97%	
8	Chalupa, Cyril	U	PO	Min	48	0	11.58	4.1451	35.7720	71.54%	
9	Marcina, Ľubomír	U	PO	Min	50	0	12.16	4.1118	35.4852	70.97%	
10	Bachratý, Tomáš	U	PO	Min	46	0	12.18	3.7767	32.5928	65.19%	
11	Prefertus, Róbert	U	PO	Min	39	20	20.85	0.9113	7.8643	15.73%	
Stage Results - Standard											
Place	Name	No.	Class	Div	PF	Points	Pen	Time	Hit Factor	Stage Pts	Stage %
1	Ťažký, Miroslav	U	S	Min	44	0	7.82	5.6266	50.0000	100.00%	
2	Špitálsky, Michal	U	S	Min	48	0	9.68	4.9587	44.0646	88.13%	
3	Mikula, Jozef	U	S	Min	50	0	10.09	4.9554	44.0355	88.07%	
4	Potocký, Peter	U	S	Maj	48	0	10.85	4.4240	39.3129	78.63%	
5	Pančík, Ľubomír	U	S	Min	48	0	10.86	4.4199	39.2767	78.55%	
6	Mišík, Peter	U	S	Min	44	0	10.14	4.3393	38.5602	77.12%	
7	Selucký, Patrik junior	U	S	Min	46	0	10.71	4.2951	38.1674	76.33%	
8	Nagy, Richard	U	S	Min	42	0	9.85	4.2640	37.8911	75.78%	
9	Hollý, Peter	U	S	Min	42	0	10.00	4.2000	37.3227	74.65%	
10	Belko, Jozef	U	S	Min	48	0	12.52	3.8339	34.0691	68.14%	
11	Beneš, Michal	U	S	Min	44	0	11.55	3.8095	33.8528	67.71%	
12	Trancygier, Tomáš	U	S	Min	44	0	11.87	3.7068	32.9402	65.88%	
13	Toldy, Erik	U	S	Min	40	0	11.45	3.4934	31.0441	62.09%	
14	Gombalík, Ladislav	U	S	Min	40	0	11.69	3.4217	30.4067	60.81%	
15	Fabianová, Simona	U	S	Min	46	0	13.52	3.4024	30.2347	60.47%	
16	Dolňan, Zdeno	U	S	Min	44	0	12.97	3.3924	30.1465	60.29%	
17	Páleník, Miroslav	U	S	Min	38	0	11.36	3.3451	29.7255	59.45%	
18	Slanina, Peter	U	S	Min	42	0	12.64	3.3228	29.5275	59.05%	
19	Takáč, Michal	U	S	Min	38	0	11.95	3.1799	28.2579	56.52%	
20	Kocifajová, Kristína	U	S	Min	42	0	13.59	3.0905	27.4634	54.93%	
21	Ecker, Július	U	S	Min	48	0	15.64	3.0691	27.2727	54.55%	
22	Krajčír, Dalibor	U	S	Min	46	0	15.02	3.0626	27.2152	54.43%	
23	Plevka, Peter	U	S	Min	46	10	12.97	2.7756	24.6653	49.33%	
24	Zvolenský, Peter	U	S	Min	42	0	15.26	2.7523	24.4579	48.92%	
25	Ružičková, Lenka	U	S	Min	40	0	14.84	2.6954	23.9525	47.90%	
26	Pál, Eugen	U	S	Min	48	0	17.86	2.6876	23.8827	47.77%	
27	Cirbus, Emil	U	S	Min	39	10	11.70	2.4786	22.0260	44.05%	
28	Károly, Karol	U	S	Min	41	10	15.19	2.0408	18.1354	36.27%	
29	Lauko, Daniel	U	S	Min	39	10	15.29	1.8967	16.8545	33.71%	
30	Plevka, Marián	U	S	Min	37	10	34.65	0.7792	6.9244	13.85%	
31	Freudenfeld, Denis	U	S	Min	37	20	24.13	0.7045	6.2606	12.52%	
32	Košíková, Simona	U	S	Min	28	30	14.22	0.0000	0.0000	0.00%	
33	Gregorová, Mariana	U	S	Min	38	40	24.46	0.0000	0.0000	0.00%	
34	Lontoš, Samuel	U	S	Min	27	50	47.76	0.0000	0.0000	0.00%	

1. kolo Tekovskej ligy - Stage 7 - 2024-04-28

Stage č. 2



Terč:	3x IPSC Classic, 3x IPSC paper, 1x gong, niekoľko NS
Počet rán/body:	10/50
Start/Stop:	Zvukový signál /Posledná rana
Štartová pozícia:	Postoj relax, ruky voľne pozdĺž tela, zbraň „ready“
Postup:	Po zvukovom signále riešiť situáciu voľným štýlom z vymedzeného priestoru
Pravidlá a penalizácie:	Pravidlá IPSC
Bezpečnostné uhly:	90° vpravo, 90° vľavo, a výška valu
Bezpečnosť:	Upresniť RO na briefingu

Stage Results - Open

Place	Name	No.	Class	Div	PF	Points	Pen	Time	Hit Factor	Stage Pts	Stage %
1	Szabó, Alexander		U	O	Maj	49	0	7.18	6.8245	50.0000	100.00%
2	Gáspár, Gabriel		U	O	Maj	50	0	7.52	6.6489	48.7136	97.43%
3	Adamec, Ľuboš		U	O	Maj	50	0	8.50	5.8824	43.0972	86.19%
4	Szabó, Attila		U	O	Maj	45	0	7.85	5.7325	41.9992	84.00%
5	Kocian, Norbert		U	O	Maj	49	0	15.19	3.2258	23.6340	47.27%
6	Eckerová, Martina		U	O	Min	46	0	15.87	2.8986	21.2363	42.47%

Stage Results - PCC

Place	Name	No.	Class	Div	PF	Points	Pen	Time	Hit Factor	Stage Pts	Stage %
1	Hrebík, Jozef		U	PCC	Min	48	0	7.65	6.2745	50.0000	100.00%
2	Dolnan, Zdeno 1		U	PCC	Min	50	0	15.30	3.2680	26.0417	52.08%
3	Toldy, Erik		U	PCC	Min	46	0	17.81	2.5828	20.5818	41.16%
4	Selucká, Veronika		U	PCC	Min	31	40	12.30	0.0000	0.0000	0.00%

Stage Results - Production

Place	Name	No.	Class	Div	PF	Points	Pen	Time	Hit Factor	Stage Pts	Stage %
1	Drienik, Vojtech		U	P	Min	46	0	8.09	5.6860	50.0000	100.00%
2	Bednarik, Marian		U	P	Min	48	0	8.62	5.5684	48.9660	97.93%
3	Polievka, Ľubomír		U	P	Min	50	0	9.23	5.4171	47.6353	95.27%
4	Drimaj, Peter		U	P	Min	48	0	9.01	5.3274	46.8465	93.69%
5	Olšovský, Lukáš		U	P	Min	48	0	9.99	4.8048	42.2509	84.50%
6	Michalec, Ľubomír		U	P	Min	46	0	9.88	4.6559	40.9413	81.88%
7	Gábor, Marián		U	P	Min	42	0	9.34	4.4968	39.5424	79.08%
8	Popluhár, Patrik		U	P	Min	48	0	11.07	4.3360	38.1289	76.26%
9	Selucký, Patrik		U	P	Min	48	0	11.54	4.1594	36.5760	73.15%
10	Hrabaj, Marián		U	P	Min	50	0	12.43	4.0225	35.3720	70.74%

11	Ružička, Milan	U	P	Min	46	0	12.32	3.7338	32.8328	65.67%
12	Janček, Martin	U	P	Min	48	0	13.37	3.5901	31.5697	63.14%
13	Kreutz, Erich	U	P	Min	50	0	14.43	3.4650	30.4694	60.94%
14	Mindek, Martin	U	P	Min	48	0	14.90	3.2215	28.3280	56.66%
15	Vígh, Peter	U	P	Min	44	0	14.91	2.9510	25.9499	51.90%
16	Halenár, Marek	U	P	Min	40	0	13.75	2.9091	25.5810	51.16%
17	Kalka, Filip	U	P	Min	32	10	13.53	1.6260	14.2983	28.60%

Stage Results - Production Optics

Place	Name	No.	Class	Div	PF	Points	Pen	Time	Hit Factor	Stage Pts	Stage %
1	Majling, Andrej	U	PO	Min	46	0	8.00	5.7500	50.0000	100.00%	
2	Pavlík , Ján	U	PO	Min	48	0	8.48	5.6604	49.2207	98.44%	
3	Kán, Peter	U	PO	Min	44	0	8.40	5.2381	45.5487	91.10%	
4	Vančo, Ján	U	PO	Min	48	0	9.43	5.0901	44.2621	88.52%	
5	Hukel, Miroslav	U	PO	Min	48	0	10.02	4.7904	41.6558	83.31%	
6	Bartoš, Peter	U	PO	Min	50	0	10.81	4.6253	40.2204	80.44%	
7	Pančík, Vladimír	U	PO	Min	44	0	10.19	4.3180	37.5475	75.09%	
8	Marcina, Ľubomír	U	PO	Min	48	0	12.76	3.7618	32.7109	65.42%	
9	Chalupa, Cyril	U	PO	Min	50	0	14.18	3.5261	30.6617	61.32%	
10	Bachratý, Tomáš	U	PO	Min	48	10	12.16	3.1250	27.1739	54.35%	
11	Prefertus, Róbert	U	PO	Min	48	0	16.15	2.9721	25.8447	51.69%	

Stage Results - Standard

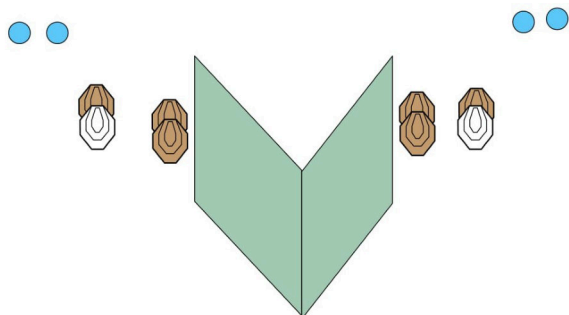
Place	Name	No.	Class	Div	PF	Points	Pen	Time	Hit Factor	Stage Pts	Stage %
1	Mikula, Jozef	U	S	Min	46	0	8.95	5.1397	50.0000	100.00%	
2	Potocký, Peter	U	S	Maj	49	0	10.48	4.6756	45.4852	90.97%	
3	Mišík, Peter	U	S	Min	50	0	11.17	4.4763	43.5464	87.09%	
4	Nagy, Richard	U	S	Min	46	0	10.51	4.3768	42.5785	85.16%	
5	Belko, Jozef	U	S	Min	50	0	11.46	4.3630	42.4444	84.89%	
6	Ťažký, Miroslav	U	S	Min	50	0	11.51	4.3440	42.2600	84.52%	
7	Pančík, Ľubomír	U	S	Min	48	0	11.37	4.2216	41.0692	82.14%	
8	Špitálsky, Michal	U	S	Min	46	0	11.15	4.1256	40.1345	80.27%	
9	Plevka, Peter	U	S	Min	48	0	11.83	4.0575	39.4722	78.94%	
10	Trancygier, Tomáš	U	S	Min	46	0	12.30	3.7398	36.3821	72.76%	
11	Ecker, Július	U	S	Min	46	0	12.63	3.6421	35.4315	70.86%	
12	Toldy, Erik	U	S	Min	40	0	11.67	3.4276	33.3445	66.69%	
13	Dolňan, Zdeno	U	S	Min	46	0	13.45	3.4201	33.2714	66.54%	
14	Takáč, Michal	U	S	Min	50	0	15.32	3.2637	31.7502	63.50%	
15	Krajčír, Dalibor	U	S	Min	42	0	12.90	3.2558	31.6734	63.35%	
16	Fabianová, Simona	U	S	Min	48	0	14.86	3.2301	31.4237	62.85%	
17	Hollý, Peter	U	S	Min	43	10	10.44	3.1609	30.7502	61.50%	
18	Beneš, Michal	U	S	Min	42	0	13.43	3.1273	30.4235	60.85%	
19	Slanina, Peter	U	S	Min	44	0	14.26	3.0856	30.0171	60.03%	
20	Gombalík, Ladislav	U	S	Min	44	0	14.28	3.0812	29.9750	59.95%	
21	Košíková, Simona	U	S	Min	40	0	13.46	2.9718	28.9101	57.82%	
22	Zvolenský, Peter	U	S	Min	46	0	15.60	2.9487	28.6859	57.37%	
23	Kocifajová, Kristína	U	S	Min	46	10	12.83	2.8059	27.2968	54.59%	
24	Gregorová, Mariana	U	S	Min	48	0	18.10	2.6519	25.7987	51.60%	
25	Selucký, Patrik junior	U	S	Min	44	10	12.86	2.6439	25.7201	51.44%	
26	Pál, Eugen	U	S	Min	44	0	16.98	2.5913	25.2087	50.42%	
27	Páleník, Miroslav	U	S	Min	42	0	16.24	2.5862	25.1593	50.32%	
28	Ružičková, Lenka	U	S	Min	42	0	17.75	2.3662	23.0190	46.04%	
29	Cirbus, Emil	U	S	Min	40	0	17.41	2.2975	22.3510	44.70%	
30	Károly, Karol	U	S	Min	40	10	13.28	2.2590	21.9765	43.95%	
31	Lauko, Daniel	U	S	Min	44	10	17.53	1.9395	18.8683	37.74%	
32	Freudenfeld, Denis	U	S	Min	48	0	27.27	1.7602	17.1235	34.25%	

33	Plevka, Marián	U	S	Min	42	0	29.58	1.4199	13.8129	27.63%
34	Lontoš, Samuel	U	S	Min	44	10	36.91	0.9212	8.9613	17.92%
35	(DQ) Javorčík, Marek	U	S	Min						

Generated by PractiScore for Android (1.7.34 HONOR) at 2024-05-04 00:18 +0200

1. kolo Tekovskej ligy - Stage 8 - 2024-04-28

Stage č. 8



Terč:	6x IPSCClassic, 4x gong, niekoľko NS
Počet rán/body:	16/80
Štart/Stop:	Zvukový signál /Posledná rana
Štartová pozícia:	Postoj relax, ruky voľne pozdĺž tela, Kondícia 2° zásobník v zbrani a komora prázdna
Postup:	Po zvukovom signále riešiť situáciu voľným štýlom z vymedzeného priestoru
Pravidlá a penalizácie:	Pravidlá IPSC
Bezpečnostné uhly:	90° vpravo, 90° vľavo, a výška valu
Bezpečnosť:	Upresní RO na briefingu

Stage Results - Open

Place	Name	No.	Class	Div	PF	Points	Pen	Time	Hit Factor	Stage Pts	Stage %
1	Adamec, Ľuboš		U	O	Maj	79	0	8.22	9.6107	80.0000	100.00%
2	Szabó, Alexander		U	O	Maj	80	0	8.99	8.8988	74.0739	92.59%
3	Gáspár, Gabriel		U	O	Maj	79	0	10.11	7.8140	65.0445	81.31%
4	Kocian, Norbert		U	O	Maj	77	0	12.92	5.9598	49.6093	62.01%
5	Szabó, Attila		U	O	Maj	67	20	10.17	4.6214	38.4691	48.09%
6	Eckerová, Martina		U	O	Min	76	0	17.53	4.3354	36.0883	45.11%

Stage Results - PCC

Place	Name	No.	Class	Div	PF	Points	Pen	Time	Hit Factor	Stage Pts	Stage %
1	Hrebík, Jozef		U	PCC	Min	78	0	9.49	8.2192	80.0000	100.00%
2	Dolnan, Zdeno 1		U	PCC	Min	80	0	12.30	6.5041	63.3062	79.13%
3	Selucká, Veronika		U	PCC	Min	75	20	10.37	5.3038	51.6233	64.53%
4	Toldy, Erik		U	PCC	Min	80	0	20.65	3.8741	37.7078	47.13%

Stage Results - Production

Place	Name	No.	Class	Div	PF	Points	Pen	Time	Hit Factor	Stage Pts	Stage %
1	Drienik, Vojtech		U	P	Min	76	0	9.60	7.9167	80.0000	100.00%
2	Drimaj, Peter		U	P	Min	80	0	10.46	7.6482	77.2869	96.61%
3	Bednarik, Marian		U	P	Min	78	0	10.33	7.5508	76.3031	95.38%
4	Selucký, Patrik		U	P	Min	80	0	12.52	6.3898	64.5704	80.71%
5	Michalec, Ľubomír		U	P	Min	76	0	12.43	6.1142	61.7860	77.23%
6	Kreutz, Erich		U	P	Min	76	0	12.60	6.0317	60.9524	76.19%
7	Hrabaj, Marián		U	P	Min	78	0	13.24	5.8912	59.5325	74.42%
8	Mindek, Martin		U	P	Min	76	0	13.54	5.6130	56.7208	70.90%
9	Gábor, Marián		U	P	Min	69	10	11.82	4.9915	50.4408	63.05%
10	Olšovský, Lukáš		U	P	Min	66	0	13.36	4.9401	49.9212	62.40%
11	Janček, Martin		U	P	Min	69	20	12.07	4.0597	41.0239	51.28%

12	Polievka, Ľubomír	U	P	Min	68	0	16.94	4.0142	40.5642	50.71%	
13	Ružička, Milan	U	P	Min	65	10	14.23	3.8651	39.0576	48.82%	
14	Popluhár, Patrik	U	P	Min	76	0	19.79	3.8403	38.8075	48.51%	
15	Vígh, Peter	U	P	Min	74	0	19.50	3.7949	38.3482	47.94%	
16	Halenár, Marek	U	P	Min	74	0	21.66	3.4164	34.5240	43.15%	
17	Kalka, Filip	U	P	Min	69	10	17.68	3.3371	33.7223	42.15%	
Stage Results - Production Optics											
Place	Name	No.	Class	Div	PF	Points	Pen	Time	Hit Factor	Stage Pts	Stage %
1	Kán, Peter	U	PO	Min	78	0	9.58	8.1420	80.0000	100.00%	
2	Hukel, Miroslav	U	PO	Min	80	0	11.52	6.9444	68.2336	85.29%	
3	Majling, Andrej	U	PO	Min	76	0	10.95	6.9406	68.1962	85.25%	
4	Vančo, Ján	U	PO	Min	78	0	11.96	6.5217	64.0803	80.10%	
5	Pavlík , Ján	U	PO	Min	80	0	12.43	6.4360	63.2382	79.05%	
6	Bachratý, Tomáš	U	PO	Min	78	0	13.15	5.9316	58.2814	72.85%	
7	Bartoš, Peter	U	PO	Min	78	0	13.74	5.6769	55.7787	69.72%	
8	Pančík, Vladimír	U	PO	Min	75	10	12.03	5.4032	53.0895	66.36%	
9	Chalupa, Cyril	U	PO	Min	72	0	13.58	5.3019	52.0947	65.12%	
10	Prefertus, Róbert	U	PO	Min	74	20	17.91	3.0151	29.6250	37.03%	
11	Marcina, Ľubomír	U	PO	Min	66	30	16.60	2.1687	21.3086	26.64%	
Stage Results - Standard											
Place	Name	No.	Class	Div	PF	Points	Pen	Time	Hit Factor	Stage Pts	Stage %
1	Nagy, Richard	U	S	Min	80	0	10.37	7.7146	80.0000	100.00%	
2	Ťažký, Miroslav	U	S	Min	76	0	10.68	7.1161	73.7940	92.24%	
3	Gombalík, Ladislav	U	S	Min	72	0	10.52	6.8441	70.9734	88.72%	
4	Potocký, Peter	U	S	Maj	79	0	11.60	6.8103	70.6233	88.28%	
5	Mikula, Jozef	U	S	Min	78	0	12.70	6.1417	63.6898	79.61%	
6	Špitálsky, Michal	U	S	Min	76	0	12.53	6.0654	62.8986	78.62%	
7	Hollý, Peter	U	S	Min	76	0	13.63	5.5759	57.8225	72.28%	
8	Selucký, Patrik junior	U	S	Min	72	0	13.47	5.3452	55.4298	69.29%	
9	Plevka, Peter	U	S	Min	76	0	14.33	5.3036	54.9979	68.75%	
10	Pančík, Ľubomír	U	S	Min	80	0	15.20	5.2632	54.5789	68.22%	
11	Mišík, Peter	U	S	Min	73	10	12.69	4.9645	51.4823	64.35%	
12	Krajčír, Dalibor	U	S	Min	78	0	16.47	4.7359	49.1111	61.39%	
13	Pál, Eugen	U	S	Min	78	0	17.07	4.5694	47.3849	59.23%	
14	Kocifajová, Kristína	U	S	Min	74	0	16.20	4.5679	47.3691	59.21%	
15	Belko, Jozef	U	S	Min	74	0	16.55	4.4713	46.3674	57.96%	
16	Trancygier, Tomáš	U	S	Min	76	0	17.21	4.4160	45.7943	57.24%	
17	Dolňan, Zdeno	U	S	Min	76	0	17.69	4.2962	44.5517	55.69%	
18	Lauko, Daniel	U	S	Min	74	0	17.64	4.1950	43.5023	54.38%	
19	Košíková, Simona	U	S	Min	72	0	17.43	4.1308	42.8365	53.55%	
20	Ecker, Július	U	S	Min	72	0	17.78	4.0495	41.9933	52.49%	
21	Gregorová, Mariana	U	S	Min	78	0	19.42	4.0165	41.6509	52.06%	
22	Zvolenský, Peter	U	S	Min	71	10	15.95	3.8245	39.6596	49.57%	
23	Páleník, Miroslav	U	S	Min	76	0	21.32	3.5647	36.9662	46.21%	
24	Cirbus, Emil	U	S	Min	78	10	19.25	3.5325	36.6317	45.79%	
25	Slanina, Peter	U	S	Min	66	10	16.45	3.4043	35.3021	44.13%	
26	Fabianová, Simona	U	S	Min	71	10	21.54	2.8319	29.3672	36.71%	
27	Toldy, Erik	U	S	Min	70	40	12.54	2.3923	24.8086	31.01%	
28	Freudenfeld, Denis	U	S	Min	80	0	35.02	2.2844	23.6893	29.61%	
29	Beneš, Michal	U	S	Min	63	10	24.27	2.1838	22.6457	28.31%	
30	Plevka, Marián	U	S	Min	70	0	38.20	1.8325	19.0026	23.75%	
31	Ružičková, Lenka	U	S	Min	70	40	33.05	0.9077	9.4130	11.77%	
32	Takáč, Michal	U	S	Min	45	30	20.28	0.7396	7.6701	9.59%	
33	Lontoš, Samuel	U	S	Min	55	40	40.04	0.3746	3.8849	4.86%	

34	Károly, Karol	U	S	Min	44	50	23.48	0.0000	0.0000	0.00%
35	(DQ) Javorčík, Marek	U	S	Min						

Generated by PractiScore for Android (1.7.34 HONOR) at 2024-05-04 00:18 +0200