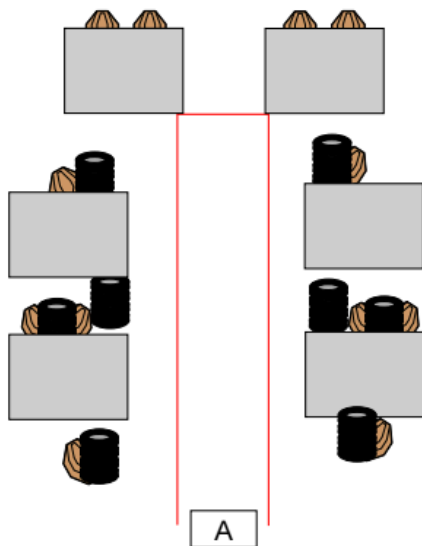


### 3. kolo Tekovskej ligy - Stage 1 - 2024-10-13

1. SITUÁCIA



Stredná strelecká situácia	
Terč	12 x IPSC classic
Počet ráň / body	24 / 120
Štartový signál	Zvukový signál posledná ráňa
Štartová pozícia	Postoj relax v boxe A, ruky voľne pozdĺž tela, zbraň "ready", PCC - Option 1
Prístup	PO zvukovým signálom alebo situáciu z vymedzeného priestoru
Pravidlá a kontrolácia	Pravidlá IPSC
Bezpečnostné vplyvy	RP, opakováči vľavo, vchod vľavo
Hodnotenie	Postia pravidla IPSC
Bezpečnosť	Spravení RO na bráničku
Autor situácie	Janko

#### Stage Results - Open

Place	Name	No.	Class	Div	PF	Points	Pen	Time	Hit Factor	Stage Pts	Stage %
1	Veselský, Dušan		U	O	Maj	119	0	16.54	7.1947	120.0000	100.00%
2	Adamec, Ľuboš		U	O	Min	120	0	17.55	6.8376	114.0444	95.04%
3	Križan, Miroslav		U	O	Min	116	0	18.26	6.3527	105.9564	88.30%
4	Eckerová, Martina		U	O	Min	120	0	30.98	3.8735	64.6055	53.84%

#### Stage Results - PCC Optics

Place	Name	No.	Class	Div	PF	Points	Pen	Time	Hit Factor	Stage Pts	Stage %
1	Kubuš, Ján		U	PCCO	Min	120	0	12.64	9.4937	120.0000	100.00%
2	Drimaj, Peter		U	PCCO	Min	120	0	12.91	9.2951	117.4903	97.91%
3	Radolec, Michal		U	PCCO	Min	118	0	13.21	8.9326	112.9084	94.09%
4	Hanulák, Jozef		U	PCCO	Min	116	0	13.13	8.8347	111.6710	93.06%
5	Bohmer, Marián		U	PCCO	Min	116	0	13.55	8.5609	108.2096	90.17%
6	Jacko, Róbert		U	PCCO	Min	118	0	15.10	7.8146	98.7762	82.31%
7	Krajčír, Šimon		U	PCCO	Min	116	0	15.03	7.7179	97.5542	81.30%
8	Spratek, Dušan		U	PCCO	Min	118	0	15.60	7.5641	95.6103	79.68%
9	Magát, Erik		U	PCCO	Min	108	0	14.38	7.5104	94.9318	79.11%
10	Vlkolinský, Valér		U	PCCO	Min	104	0	14.93	6.9658	88.0482	73.37%
11	Popluhár, Patrik		U	PCCO	Min	118	0	17.70	6.6667	84.2667	70.22%
12	Toldy, Erik		U	PCCO	Min	120	0	18.84	6.3694	80.5096	67.09%
13	Kráner, Jozef		U	PCCO	Min	116	0	21.10	5.4976	69.4900	57.91%
14	Dolnan, Zdeno 1		U	PCCO	Min	116	0	21.17	5.4795	69.2603	57.72%
15	Radolec, Milan		U	PCCO	Min	120	0	22.68	5.2910	66.8783	55.73%
16	Harmath, Marián		U	PCCO	Min	0	0	0.00	0.0000	0.0000	0.00%

#### Stage Results - Production

Place	Name	No.	Class	Div	PF	Points	Pen	Time	Hit Factor	Stage Pts	Stage %
1	Kreutz, Erich		U	P	Min	118	0	12.57	9.3874	120.0000	100.00%
2	Drienik, Vojtech		U	P	Min	120	0	12.82	9.3604	119.6541	99.71%

3	Talpaš, Jozef	U	P	Min	118	0	13.46	8.7667	112.0654	93.39%
4	Bednarik, Marian	U	P	Min	116	0	13.33	8.7022	111.2404	92.70%
5	Michalec, Ľubomír	U	P	Min	114	0	13.22	8.6233	110.2321	91.86%
6	Polievka, Ľubomír	U	P	Min	114	0	13.91	8.1955	104.7640	87.30%
7	Ružička, Milan	U	P	Min	112	0	14.74	7.5984	97.1304	80.94%
8	Mlynár, Andrej	U	P	Min	107	10	16.54	5.8646	74.9671	62.47%
9	Vígh, Peter	U	P	Min	109	10	17.07	5.7996	74.1372	61.78%
10	Mindek, Martin	U	P	Min	0	0	0.00	0.0000	0.0000	0.00%
11	(DQ) Lévárdy, Zoltán	U	P	Min						
12	(DQ) Lévárdy, Daniel	U	P	Min						
13	(DQ) Belko, Šimon	U	P	Min						

### Stage Results - Production Optics

Place	Name	No.	Class	Div	PF	Points	Pen	Time	Hit Factor	Stage Pts	Stage %
1	Kán, Peter	U	PO	Min	120	0	13.45	8.9219	120.0000	100.00%	
2	Vančo, Ján	U	PO	Min	114	0	13.10	8.7023	117.0458	97.54%	
3	Majling, Andrej	U	PO	Min	118	0	13.80	8.5507	115.0072	95.84%	
4	Bartoš, Peter	U	PO	Min	118	0	14.54	8.1155	109.1541	90.96%	
5	Hukel, Miroslav	U	PO	Min	112	0	14.96	7.4866	100.6952	83.91%	
6	Pančík, Vladimír	U	PO	Min	120	0	17.23	6.9646	93.6738	78.06%	
7	Páleník, Miroslav	U	PO	Min	112	0	18.49	6.0573	81.4711	67.89%	
8	Šiška, Miloš	U	PO	Min	118	0	25.21	4.6807	62.9552	52.46%	
9	Prefertus, Róbert	U	PO	Min	118	0	25.56	4.6166	62.0931	51.74%	

### Stage Results - Standard

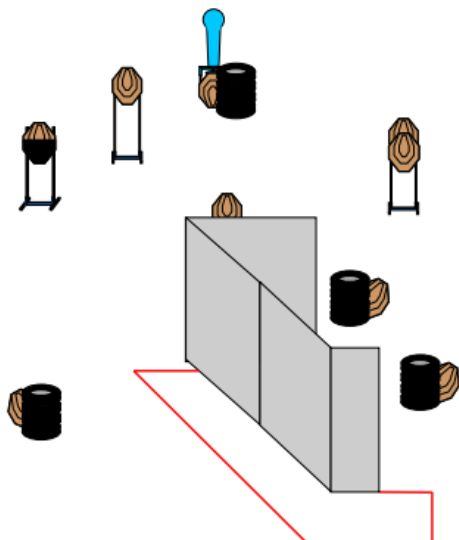
Place	Name	No.	Class	Div	PF	Points	Pen	Time	Hit Factor	Stage Pts	Stage %
1	Mišík, Peter	U	S	Min	112	0	11.99	9.3411	120.0000	100.00%	
2	Selucký, Patrik junior	U	S	Min	108	0	12.30	8.7805	112.7979	94.00%	
3	Šlapka, Anton	U	S	Min	116	0	13.67	8.4857	109.0114	90.84%	
4	Žažký, Miroslav	U	S	Min	118	0	14.15	8.3392	107.1292	89.27%	
5	Zvolenský, Peter	U	S	Min	118	0	14.28	8.2633	106.1540	88.46%	
6	Krajčír, Dalibor	U	S	Min	120	0	14.78	8.1191	104.3012	86.92%	
7	Špitálsky, Michal	U	S	Min	118	0	14.61	8.0767	103.7562	86.46%	
8	Malík, Róbert	U	S	Min	116	0	14.50	8.0000	102.7714	85.64%	
9	Slanina, Peter	U	S	Min	114	0	14.31	7.9665	102.3405	85.28%	
10	Trancygier, Tomáš	U	S	Min	120	0	15.77	7.6094	97.7534	81.46%	
11	Toldy, Erik	U	S	Min	114	0	15.09	7.5547	97.0506	80.88%	
12	Čepan, Tomáš	U	S	Min	114	0	15.49	7.3596	94.5444	78.79%	
13	Rojko, Marek	U	S	Min	114	0	15.61	7.3030	93.8176	78.18%	
14	Dolňan, Zdeno	U	S	Min	116	0	16.24	7.1429	91.7602	76.47%	
15	Cirbus, Emil	U	S	Min	118	0	16.53	7.1385	91.7047	76.42%	
16	Káčer ml. , Róbert	U	S	Min	114	0	16.00	7.1250	91.5308	76.28%	
17	Plevka, Peter	U	S	Min	120	0	16.88	7.1090	91.3253	76.10%	
18	Rzesniowiecki, Roman	U	S	Min	116	0	16.52	7.0218	90.2049	75.17%	
19	Takáč, Michal	U	S	Min	118	0	16.91	6.9781	89.6439	74.70%	
20	Káčer, Róbert	U	S	Min	116	0	16.74	6.9295	89.0195	74.18%	
21	Dóka, Peter	U	S	Min	108	0	15.59	6.9275	88.9939	74.16%	
22	Varga, Štefan	U	S	Min	114	0	16.82	6.7776	87.0685	72.56%	
23	Pančík, Ľubomír	U	S	Min	120	0	17.84	6.7265	86.4110	72.01%	
24	Belko, Jozef	U	S	Min	120	0	18.14	6.6152	84.9819	70.82%	
25	Javorčík, Marek	U	S	Min	116	0	17.60	6.5909	84.6696	70.56%	
26	Popovič, Bohuslav	U	S	Min	114	0	17.40	6.5517	84.1663	70.14%	
27	Ecker, Július	U	S	Min	114	0	18.43	6.1856	79.4624	66.22%	
28	Pál, Eugen	U	S	Min	110	0	17.91	6.1418	78.9005	65.75%	
29	Ďurík, Jaroslav	U	S	Min	118	0	19.26	6.1267	78.7061	65.59%	
30	Košíková, Simona	U	S	Min	114	0	18.92	6.0254	77.4045	64.50%	
31	Šiška, Michal	U	S	Min	116	0	21.44	5.4104	69.5049	57.92%	
32	Károly, Karol	U	S	Min	120	0	22.50	5.3333	68.5143	57.10%	
33	Melo, Jozef	U	S	Min	116	0	22.93	5.0589	64.9885	54.16%	

34	Reha, Roman	U	S	Min	114	0	23.72	4.8061	61.7408	51.45%
35	Dóková, Veronika	U	S	Min	106	0	22.16	4.7834	61.4495	51.21%
36	Ružičková, Lenka	U	S	Min	116	0	27.28	4.2522	54.6256	45.52%
37	Lontoš, Samuel	U	S	Min	114	0	27.63	4.1260	53.0037	44.17%
38	(DQ) Bartoš, Milan	U	S	Min						
39	(DQ) Selucký, Patrik	U	S	Min						

Generated by PractiScore for Android (1.7.35 HONOR) at 2024-10-13 20:35 +0200

### 3. kolo Tekovskej ligy - Stage 2 - 2024-10-13

2. SITUÁCIA



Stredná strelecká situácia	
Terče	0 x IPSC classic, 1 x IPSC Popper
Práček ran / body	10 / 95
Startštrka	Zvukový signál posledná rana.
Startová pozícia	Postoj relax ľubovoľne vo vymedzenom priestore, ruky voľne pozdĺž tela, zbraň upevnená v PCC - Opticon 1.
Postup	Na zvukovom signále rieši situáciu voľným štýlom z vymedzeného priestoru.
Pravidlá a penalizácia	Pravidlá IPSC
Bezpečnostné úhly	90° vpravo aj vľavo, vrch vala.
Hodnotenie	Postia pravidelné IPSC.
Bezpečnosť	Správne PO na terčoch.
Autor situácie	Jackie

#### Stage Results - Open

Place	Name	No.	Class	Div	PF	Points	Pen	Time	Hit Factor	Stage Pts	Stage %
1	Adamec, Ľuboš		U	O	Min	89	0	10.60	8.3962	95.0000	100.00%
2	Veselský, Dušan		U	O	Maj	89	0	11.61	7.6658	86.7356	91.30%
3	Križan, Miroslav		U	O	Min	87	0	17.58	4.9488	55.9938	58.94%
4	Eckerová, Martina		U	O	Min	89	0	23.01	3.8679	43.7636	46.07%

#### Stage Results - PCC Optics

Place	Name	No.	Class	Div	PF	Points	Pen	Time	Hit Factor	Stage Pts	Stage %
1	Bohmer, Marián		U	PCCO	Min	87	0	9.57	9.0909	95.0000	100.00%
2	Kubuš, Ján		U	PCCO	Min	87	0	9.64	9.0249	94.3102	99.27%
3	Radolec, Michal		U	PCCO	Min	89	0	10.06	8.8469	92.4503	97.32%
4	Hanulák, Jozef		U	PCCO	Min	85	0	9.66	8.7992	91.9513	96.79%
5	Drimaj, Peter		U	PCCO	Min	83	0	10.09	8.2260	85.9613	90.49%
6	Krajčír, Šimon		U	PCCO	Min	91	0	11.26	8.0817	84.4538	88.90%
7	Magát, Erik		U	PCCO	Min	85	0	11.12	7.6439	79.8786	84.08%
8	Popluhár, Patrik		U	PCCO	Min	87	0	13.10	6.6412	69.4008	73.05%
9	Jacko, Róbert		U	PCCO	Min	87	0	13.37	6.5071	67.9993	71.58%
10	Spratek, Dušan		U	PCCO	Min	91	0	14.22	6.3994	66.8741	70.39%
11	Dolnan, Zdeno 1		U	PCCO	Min	93	0	16.16	5.7550	60.1392	63.30%
12	Radolec, Milan		U	PCCO	Min	89	0	16.47	5.4038	56.4693	59.44%
13	Toldy, Erik		U	PCCO	Min	90	10	16.39	4.8810	51.0067	53.69%
14	Vlkolinský, Valér		U	PCCO	Min	87	10	17.56	4.3850	45.8229	48.23%
15	Kráner, Jozef		U	PCCO	Min	80	10	21.15	3.3097	34.5863	36.41%
16	Harmath, Marián		U	PCCO	Min	0	0	0.00	0.0000	0.0000	0.00%

#### Stage Results - Production

Place	Name	No.	Class	Div	PF	Points	Pen	Time	Hit Factor	Stage Pts	Stage %
1	Drienik, Vojtech		U	P	Min	89	0	10.93	8.1427	95.0000	100.00%

2	Kreutz, Erich	U	P	Min	93	0	12.55	7.4104	86.4556	91.01%
3	Talpaš, Jozef	U	P	Min	91	0	12.37	7.3565	85.8273	90.34%
4	Michalec, Ľubomír	U	P	Min	83	0	11.50	7.2174	84.2043	88.64%
5	Bednarik, Marian	U	P	Min	81	0	11.62	6.9707	81.3266	85.61%
6	Ružička, Milan	U	P	Min	83	0	14.52	5.7163	66.6907	70.20%
7	Polievka, Ľubomír	U	P	Min	70	10	12.49	4.8038	56.0457	59.00%
8	Vígh, Peter	U	P	Min	75	0	21.67	3.4610	40.3791	42.50%
9	Mlynár, Andrej	U	P	Min	74	10	19.76	3.2389	37.7874	39.78%
10	Mindek, Martin	U	P	Min	0	0	0.00	0.0000	0.0000	0.00%
11	(DQ) Lévárdy, Zoltán	U	P	Min						
12	(DQ) Lévárdy, Daniel	U	P	Min						
13	(DQ) Belko, Šimon	U	P	Min						

### Stage Results - Production Optics

Place	Name	No.	Class	Div	PF	Points	Pen	Time	Hit Factor	Stage Pts	Stage %
1	Kán, Peter	U	PO	Min	91	0	10.76	8.4572	95.0000	100.00%	
2	Majling, Andrej	U	PO	Min	87	0	11.26	7.7265	86.7911	91.36%	
3	Bartoš, Peter	U	PO	Min	87	0	11.35	7.6652	86.1029	90.63%	
4	Hukel, Miroslav	U	PO	Min	89	0	13.16	6.7629	75.9676	79.97%	
5	Vančo, Ján	U	PO	Min	81	0	12.64	6.4082	71.9834	75.77%	
6	Pančík, Vladimír	U	PO	Min	91	0	14.57	6.2457	70.1579	73.85%	
7	Páleník, Miroslav	U	PO	Min	91	0	17.64	5.1587	57.9478	61.00%	
8	Prefertus, Róbert	U	PO	Min	91	0	19.90	4.5729	51.3668	54.07%	
9	Šiška, Miloš	U	PO	Min	79	0	23.41	3.3746	37.9071	39.90%	

### Stage Results - Standard

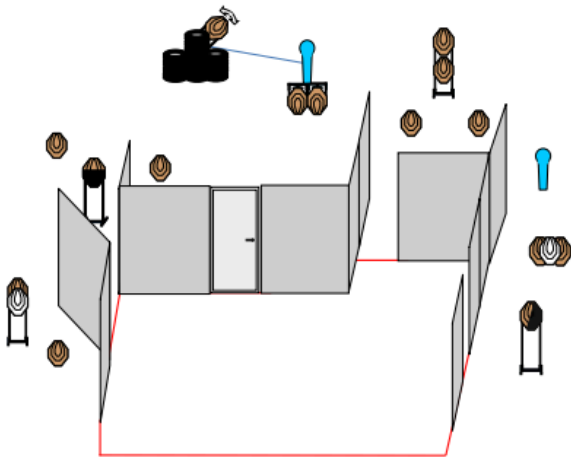
Place	Name	No.	Class	Div	PF	Points	Pen	Time	Hit Factor	Stage Pts	Stage %
1	Žažký, Miroslav	U	S	Min	85	0	10.84	7.8413	95.0000	100.00%	
2	Šlapka, Anton	U	S	Min	83	0	10.64	7.8008	94.5084	99.48%	
3	Mišík, Peter	U	S	Min	87	0	11.94	7.2864	88.2773	92.92%	
4	Špitálsky, Michal	U	S	Min	85	0	12.68	6.7035	81.2145	85.49%	
5	Malík, Róbert	U	S	Min	95	0	14.47	6.5653	79.5406	83.73%	
6	Selucký, Patrik junior	U	S	Min	71	0	11.09	6.4022	77.5641	81.65%	
7	Slanina, Peter	U	S	Min	89	0	14.37	6.1935	75.0356	78.98%	
8	Dóka, Peter	U	S	Min	85	0	13.83	6.1461	74.4613	78.38%	
9	Pančík, Ľubomír	U	S	Min	91	0	15.00	6.0667	73.4995	77.37%	
10	Toldy, Erik	U	S	Min	79	0	13.10	6.0305	73.0617	76.91%	
11	Rojko, Marek	U	S	Min	83	0	13.93	5.9584	72.1873	75.99%	
12	Varga, Štefan	U	S	Min	87	0	14.65	5.9386	71.9475	75.73%	
13	Rzesniowiecki, Roman	U	S	Min	91	0	15.88	5.7305	69.4264	73.08%	
14	Belko, Jozef	U	S	Min	89	0	15.67	5.6796	68.8105	72.43%	
15	Káčer, Róbert	U	S	Min	79	0	14.59	5.4147	65.6003	69.05%	
16	Košíková, Simona	U	S	Min	91	0	17.26	5.2723	63.8755	67.24%	
17	Šiška, Michal	U	S	Min	74	10	12.50	5.1200	62.0303	65.30%	
18	Dolňan, Zdeno	U	S	Min	93	0	18.69	4.9759	60.2848	63.46%	
19	Javorčík, Marek	U	S	Min	81	0	16.33	4.9602	60.0942	63.26%	
20	Zvolenský, Peter	U	S	Min	85	0	17.52	4.8516	58.7785	61.87%	
21	Popovič, Bohuslav	U	S	Min	79	0	16.41	4.8141	58.3247	61.39%	
22	Pál, Eugen	U	S	Min	81	0	17.28	4.6875	56.7904	59.78%	
23	Plevka, Peter	U	S	Min	83	0	18.32	4.5306	54.8892	57.78%	
24	Krajčír, Dalibor	U	S	Min	82	10	15.95	4.5141	54.6897	57.57%	
25	Ecker, Július	U	S	Min	84	10	16.58	4.4632	54.0731	56.92%	
26	Cirbus, Emil	U	S	Min	87	0	19.93	4.3653	52.8866	55.67%	
27	Takáč, Michal	U	S	Min	87	0	20.19	4.3091	52.2056	54.95%	
28	Ďurík, Jaroslav	U	S	Min	91	0	22.95	3.9651	48.0389	50.57%	
29	Trancygier, Tomáš	U	S	Min	78	10	17.59	3.8658	46.8357	49.30%	
30	Melo, Jozef	U	S	Min	81	0	22.33	3.6274	43.9471	46.26%	
31	Čepan, Tomáš	U	S	Min	65	20	15.68	2.8699	34.7697	36.60%	

32	Károly, Karol	U	S	Min	65	20	16.13	2.7898	33.7996	35.58%
33	Ružičková, Lenka	U	S	Min	74	10	25.12	2.5478	30.8670	32.49%
34	Káčer ml. , Róbert	U	S	Min	77	30	20.26	2.3198	28.1056	29.58%
35	Lontoš, Samuel	U	S	Min	69	0	36.70	1.8801	22.7781	23.98%
36	Reha, Roman	U	S	Min	64	30	31.29	1.0866	13.1646	13.86%
37	Dóková, Veronika	U	S	Min	0	0	0.00	0.0000	0.0000	0.00%
38	(DQ) Bartoš, Milan	U	S	Min						
39	(DQ) Selucký, Patrik	U	S	Min						

Generated by PractiScore for Android (1.7.35 HONOR) at 2024-10-13 20:46 +0200

### 3. kolo Tekovskej ligy - Stage 3 - 2024-10-13

3. SITUÁCIA



Odhá strellecká situácia	15 x IPSC classic, 2 x IPSC Popper, niekoľko NS
Terč	32/150
Počet rán / body	Zvukový signál posledná rana
Štartéro	Postoj relax ľubovoľne vo vymedzenom priestore, ruky voľne pozdĺž tela, zbraň "ready", PCC - Optics 1
Štartová pozícia	Príprava na signál relíe situáciu voľným štýlom z vymedzeného priestoru. Dvere sprístupujú terče. Prekážací IPSC Popper spúšťa kyvačku.
Prístup	Pravidlá IPSC
Pravidlá a penalizácia	30' pripravu aj vďaka vrch vaku.
Bezpečnostné opatrenia	Práca predtým IPSC
Príprava	Spiesani RO na bielinu.
Bezpečnosť	Jacke
Autor situácie	

#### Stage Results - Open

Place	Name	No.	Class	Div	PF	Points	Pen	Time	Hit Factor	Stage Pts	Stage %
1	Adamec, Ľuboš		U	O	Min	140	0	20.51	6.8259	160.0000	100.00%
2	Veselský, Dušan		U	O	Maj	144	10	26.76	5.0075	117.3752	73.36%
3	Križan, Miroslav		U	O	Min	148	0	35.45	4.1749	97.8595	61.16%
4	Eckerová, Martina		U	O	Min	110	90	32.84	0.6090	14.2753	8.92%

#### Stage Results - PCC Optics

Place	Name	No.	Class	Div	PF	Points	Pen	Time	Hit Factor	Stage Pts	Stage %
1	Kubuš, Ján		U	PCCO	Min	144	0	18.25	7.8904	160.0000	100.00%
2	Bohmer, Marián		U	PCCO	Min	152	0	19.39	7.8391	158.9594	99.35%
3	Hanulák, Jozef		U	PCCO	Min	146	0	20.89	6.9890	141.7212	88.58%
4	Krajčír, Šimon		U	PCCO	Min	150	0	23.51	6.3803	129.3776	80.86%
5	Radolec, Michal		U	PCCO	Min	144	0	22.78	6.3213	128.1826	80.11%
6	Drimaj, Peter		U	PCCO	Min	146	0	23.68	6.1655	125.0235	78.14%
7	Spratek, Dušan		U	PCCO	Min	154	0	26.57	5.7960	117.5302	73.46%
8	Vlkolinský, Valér		U	PCCO	Min	142	0	25.70	5.5253	112.0406	70.03%
9	Jacko, Róbert		U	PCCO	Min	140	0	29.49	4.7474	96.2662	60.17%
10	Magát, Erik		U	PCCO	Min	134	0	28.40	4.7183	95.6768	59.80%
11	Radolec, Milan		U	PCCO	Min	147	20	30.15	4.2123	85.4155	53.38%
12	Toldy, Erik		U	PCCO	Min	148	0	38.16	3.8784	78.6455	49.15%
13	Kráner, Jozef		U	PCCO	Min	143	10	36.57	3.6369	73.7475	46.09%
14	Dolnan, Zdeno 1		U	PCCO	Min	150	0	50.27	2.9839	60.5066	37.82%
15	Popluhár, Patrik		U	PCCO	Min	148	0	75.31	1.9652	39.8501	24.91%
16	Harmath, Marián		U	PCCO	Min	0	0	0.00	0.0000	0.0000	0.00%

#### Stage Results - Production

Place	Name	No.	Class	Div	PF	Points	Pen	Time	Hit Factor	Stage Pts	Stage %
1	Bednarik, Marian		U	P	Min	148	0	22.25	6.6517	160.0000	100.00%
2	Drienik, Vojtech		U	P	Min	136	0	21.39	6.3581	152.9384	95.59%

3	Kreutz, Erich	U	P	Min	144	10	23.46	5.7118	137.3931	85.87%
4	Ružička, Milan	U	P	Min	150	0	26.40	5.6818	136.6708	85.42%
5	Talpaš, Jozef	U	P	Min	141	10	23.44	5.5887	134.4318	84.02%
6	Polievka, Ľubomír	U	P	Min	136	0	29.13	4.6687	112.3018	70.19%
7	Michalec, Ľubomír	U	P	Min	131	10	26.20	4.6183	111.0893	69.43%
8	Vígh, Peter	U	P	Min	138	20	30.45	3.8752	93.2144	58.26%
9	Mlynár, Andrej	U	P	Min	120	20	35.30	2.8329	68.1418	42.59%
10	Mindek, Martin	U	P	Min	0	0	0.00	0.0000	0.0000	0.00%
11	(DQ) Lévárdy, Zoltán	U	P	Min						
12	(DQ) Lévárdy, Daniel	U	P	Min						
13	(DQ) Belko, Šimon	U	P	Min						

### Stage Results - Production Optics

Place	Name	No.	Class	Div	PF	Points	Pen	Time	Hit Factor	Stage Pts	Stage %
1	Kán, Peter	U	PO	Min	146	0	22.03	6.6273	160.0000	100.00%	
2	Majling, Andrej	U	PO	Min	152	0	24.17	6.2888	151.8268	94.89%	
3	Hukel, Miroslav	U	PO	Min	156	0	25.79	6.0489	146.0343	91.27%	
4	Vančo, Ján	U	PO	Min	134	0	24.24	5.5281	133.4608	83.41%	
5	Bartoš, Peter	U	PO	Min	138	0	25.50	5.4118	130.6533	81.66%	
6	Páleník, Miroslav	U	PO	Min	140	0	28.99	4.8293	116.5900	72.87%	
7	Pančík, Vladimír	U	PO	Min	144	0	34.58	4.1643	100.5354	62.83%	
8	Prefertus, Róbert	U	PO	Min	129	10	36.07	3.2991	79.6494	49.78%	
9	Šiška, Miloš	U	PO	Min	127	10	43.25	2.7052	65.3103	40.82%	

### Stage Results - Standard

Place	Name	No.	Class	Div	PF	Points	Pen	Time	Hit Factor	Stage Pts	Stage %
1	Ťažký, Miroslav	U	S	Min	144	0	20.67	6.9666	160.0000	100.00%	
2	Špitálsky, Michal	U	S	Min	156	0	24.88	6.2701	144.0032	90.00%	
3	Šlapka, Anton	U	S	Min	147	10	22.38	6.1215	140.5913	87.87%	
4	Mišík, Peter	U	S	Min	148	0	27.26	5.4292	124.6906	77.93%	
5	Toldy, Erik	U	S	Min	130	0	24.28	5.3542	122.9681	76.86%	
6	Slanina, Peter	U	S	Min	146	0	27.87	5.2386	120.3134	75.20%	
7	Šiška, Michal	U	S	Min	135	10	24.02	5.2040	119.5185	74.70%	
8	Selucký, Patrik junior	U	S	Min	130	0	25.06	5.1875	119.1407	74.46%	
9	Varga, Štefan	U	S	Min	136	0	26.26	5.1790	118.9439	74.34%	
10	Pančík, Ľubomír	U	S	Min	154	0	30.18	5.1027	117.1924	73.25%	
11	Belko, Jozef	U	S	Min	152	0	32.21	4.7190	108.3804	67.74%	
12	Zvolenský, Peter	U	S	Min	133	10	26.63	4.6189	106.0796	66.30%	
13	Káčer, Róbert	U	S	Min	138	0	30.45	4.5320	104.0854	65.05%	
14	Rzesniowiecki, Roman	U	S	Min	143	10	30.28	4.3923	100.8774	63.05%	
15	Plevka, Peter	U	S	Min	128	10	27.17	4.3430	99.7448	62.34%	
16	Káčer ml. , Róbert	U	S	Min	132	0	30.73	4.2955	98.6528	61.66%	
17	Čepan, Tomáš	U	S	Min	132	0	31.16	4.2362	97.2914	60.81%	
18	Takáč, Michal	U	S	Min	146	0	34.57	4.2233	96.9955	60.62%	
19	Rojko, Marek	U	S	Min	123	10	26.87	4.2054	96.5848	60.37%	
20	Košíková, Simona	U	S	Min	131	10	28.79	4.2028	96.5254	60.33%	
21	Javorčík, Marek	U	S	Min	131	10	28.83	4.1970	96.3915	60.24%	
22	Malík, Róbert	U	S	Min	134	10	29.79	4.1625	95.5981	59.75%	
23	Popovič, Bohuslav	U	S	Min	144	10	32.48	4.1256	94.7516	59.22%	
24	Trancygier, Tomáš	U	S	Min	133	10	29.96	4.1055	94.2891	58.93%	
25	Cirbus, Emil	U	S	Min	139	20	29.49	4.0353	92.6766	57.92%	
26	Krajčír, Dalibor	U	S	Min	137	20	29.11	4.0192	92.3085	57.69%	
27	Dóka, Peter	U	S	Min	129	10	29.92	3.9773	91.3447	57.09%	
28	Ďurík, Jaroslav	U	S	Min	128	20	32.36	3.3375	76.6502	47.91%	
29	Melo, Jozef	U	S	Min	132	20	35.60	3.1461	72.2547	45.16%	
30	Reha, Roman	U	S	Min	139	10	41.86	3.0817	70.7764	44.24%	
31	Pál, Eugen	U	S	Min	125	30	31.48	3.0178	69.3086	43.32%	
32	Lontoš, Samuel	U	S	Min	130	10	44.20	2.7149	62.3529	38.97%	
33	Ecker, Július	U	S	Min	124	60	26.32	2.4316	55.8460	34.90%	

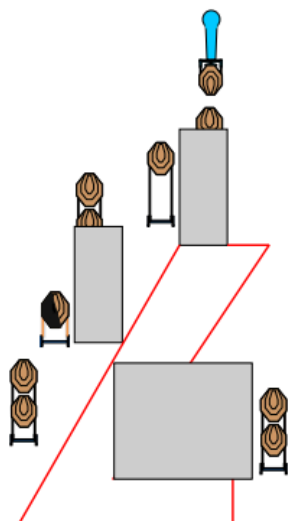


34	Dolňan, Zdeno	U	S	Min	130	60	29.27	2.3915	54.9254	34.33%
35	Ružičková, Lenka	U	S	Min	124	0	54.87	2.2599	51.9021	32.44%
36	Károly, Karol	U	S	Min	119	30	40.52	2.1964	50.4450	31.53%
37	Dóková, Veronika	U	S	Min	0	0	0.00	0.0000	0.0000	0.00%
38	(DQ) Bartoš, Milan	U	S	Min						
39	(DQ) Selucký, Patrik	U	S	Min						

Generated by PractiScore for Android (1.7.35 HONOR) at 2024-10-13 20:50 +0200

### 3. kolo Tekovskej ligy - Stage 4 - 2024-10-13

#### 4. SITUÁCIA



Stredná strelecká situácia	10 x IPSC classic, 1 x IPSC Poppar
Terče	21 / 105
Počet ťah / body	2 / 20 bodov osobitná časť
Štartový	Pravý relax ľubovoľne vo vymedzenom priestore, ruky voľne pozdĺž tela, zbraň „ready“
Štartová pozícia	IPSC – Option 1
Prístup	Príprava na streľbu rieši situáciu voľným štýlom z vymedzeného priestoru
Pravidlá a parafazácia	Pravidlá IPSC
Bezpečnostné uhly	30° sprava aj vľavo, vrch vaku
Hodnotenie	Pravidlá IPSC
Bezpečnosť	Správa PSO na inštringu
Autor situácie	Jackie

#### Stage Results - Open

Place	Name	No.	Class	Div	PF	Points	Pen	Time	Hit Factor	Stage Pts	Stage %
1	Adamec, Ľuboš		U	O	Min	97	0	9.89	9.8079	105.0000	100.00%
2	Veselský, Dušan		U	O	Maj	101	0	12.99	7.7752	83.2389	79.28%
3	Križan, Miroslav		U	O	Min	97	0	14.59	6.6484	71.1755	67.79%
4	Eckerová, Martina		U	O	Min	101	0	15.37	6.5712	70.3496	67.00%

#### Stage Results - PCC Optics

Place	Name	No.	Class	Div	PF	Points	Pen	Time	Hit Factor	Stage Pts	Stage %
1	Kubuš, Ján		U	PCCO	Min	103	0	8.18	12.5917	105.0000	100.00%
2	Bohmer, Marián		U	PCCO	Min	97	0	8.44	11.4929	95.8373	91.27%
3	Drimaj, Peter		U	PCCO	Min	99	0	9.08	10.9031	90.9190	86.59%
4	Krajčír, Šimon		U	PCCO	Min	103	0	9.83	10.4781	87.3754	83.21%
5	Radolec, Michal		U	PCCO	Min	99	0	9.87	10.0304	83.6418	79.66%
6	Hanulák, Jozef		U	PCCO	Min	101	0	10.61	9.5193	79.3800	75.60%
7	Spratek, Dušan		U	PCCO	Min	99	0	10.48	9.4466	78.7733	75.02%
8	Jacko, Róbert		U	PCCO	Min	93	0	10.04	9.2629	77.2422	73.56%
9	Vlkolinský, Valér		U	PCCO	Min	85	0	9.43	9.0138	75.1645	71.59%
10	Toldy, Erik		U	PCCO	Min	105	0	12.84	8.1776	68.1914	64.94%
11	Magát, Erik		U	PCCO	Min	89	0	11.12	8.0036	66.7407	63.56%
12	Dolnan, Zdeno 1		U	PCCO	Min	99	0	14.56	6.7995	56.6995	54.00%
13	Radolec, Milan		U	PCCO	Min	105	0	16.15	6.5015	54.2153	51.63%
14	Kráner, Jozef		U	PCCO	Min	91	0	19.43	4.6835	39.0548	37.20%
15	Popluhár, Patrik		U	PCCO	Min	97	0	25.61	3.7876	31.5840	30.08%
16	Harmath, Marián		U	PCCO	Min	0	0	0.00	0.0000	0.0000	0.00%

#### Stage Results - Production

Place	Name	No.	Class	Div	PF	Points	Pen	Time	Hit Factor	Stage Pts	Stage %
1	Drienik, Vojtech		U	P	Min	101	0	10.37	9.7396	105.0000	100.00%
2	Bednarik, Marian		U	P	Min	99	0	10.39	9.5284	102.7227	97.83%
3	Talpaš, Jozef		U	P	Min	97	0	10.72	9.0485	97.5492	92.90%

4	Kreutz, Erich	U	P	Min	96	10	10.27	8.3739	90.2765	85.98%
5	Ružička, Milan	U	P	Min	92	10	11.37	7.2120	77.7499	74.05%
6	Polievka, Ľubomír	U	P	Min	98	10	12.22	7.2013	77.6351	73.94%
7	Vígh, Peter	U	P	Min	103	0	14.67	7.0211	75.6927	72.09%
8	Mlynár, Andrej	U	P	Min	97	0	14.69	6.6031	71.1863	67.80%
9	Michalec, Ľubomír	U	P	Min	101	0	16.79	6.0155	64.8511	61.76%
10	Mindek, Martin	U	P	Min	0	0	0.00	0.0000	0.0000	0.00%
11	(DQ) Lévárdy, Zoltán	U	P	Min						
12	(DQ) Lévárdy, Daniel	U	P	Min						
13	(DQ) Belko, Šimon	U	P	Min						

### Stage Results - Production Optics

Place	Name	No.	Class	Div	PF	Points	Pen	Time	Hit Factor	Stage Pts	Stage %
1	Kán, Peter		U	PO	Min	105	0	10.07	10.4270	105.0000	100.00%
2	Bartoš, Peter		U	PO	Min	93	0	10.27	9.0555	91.1889	86.85%
3	Majling, Andrej		U	PO	Min	101	0	11.18	9.0340	90.9723	86.64%
4	Vančo, Ján		U	PO	Min	103	0	11.80	8.7288	87.8992	83.71%
5	Hukel, Miroslav		U	PO	Min	101	0	12.34	8.1848	82.4206	78.50%
6	Páleník, Miroslav		U	PO	Min	101	0	13.09	7.7158	77.6982	74.00%
7	Pančík, Vladimír		U	PO	Min	101	0	14.63	6.9036	69.5195	66.21%
8	Šiška, Miloš		U	PO	Min	99	0	19.99	4.9525	49.8714	47.50%
9	Prefertus, Róbert		U	PO	Min	94	10	21.69	3.8728	38.9986	37.14%

### Stage Results - Standard

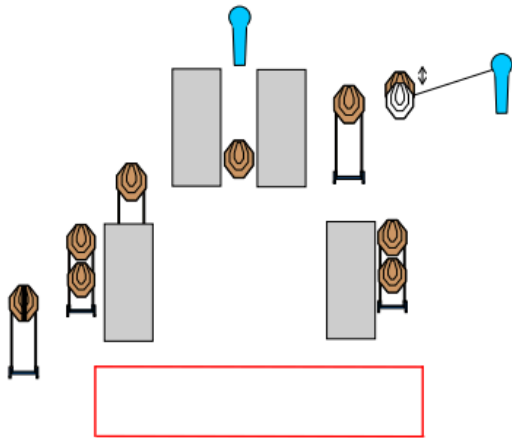
Place	Name	No.	Class	Div	PF	Points	Pen	Time	Hit Factor	Stage Pts	Stage %
1	Šlapka, Anton		U	S	Min	99	0	10.76	9.2007	105.0000	100.00%
2	Mišík, Peter		U	S	Min	98	10	9.74	9.0349	103.1075	98.20%
3	Slanina, Peter		U	S	Min	99	0	11.61	8.5271	97.3127	92.68%
4	Špitálsky, Michal		U	S	Min	99	0	11.80	8.3898	95.7458	91.19%
5	Selucký, Patrik junior		U	S	Min	99	0	12.03	8.2294	93.9152	89.44%
6	Ťažký, Miroslav		U	S	Min	95	0	11.86	8.0101	91.4124	87.06%
7	Šiška, Michal		U	S	Min	92	10	10.25	8.0000	91.2970	86.95%
8	Toldy, Erik		U	S	Min	99	0	12.49	7.9263	90.4564	86.15%
9	Malík, Róbert		U	S	Min	101	0	12.98	7.7812	88.8000	84.57%
10	Trancygier, Tomáš		U	S	Min	101	0	13.07	7.7276	88.1885	83.99%
11	Káčer, Róbert		U	S	Min	99	0	13.08	7.5688	86.3761	82.26%
12	Káčer ml. , Róbert		U	S	Min	93	0	12.48	7.4519	85.0422	80.99%
13	Cirbus, Emil		U	S	Min	93	0	12.68	7.3344	83.7009	79.72%
14	Varga, Štefan		U	S	Min	95	0	13.03	7.2909	83.2043	79.24%
15	Rojko, Marek		U	S	Min	95	0	13.14	7.2298	82.5077	78.58%
16	Javorčík, Marek		U	S	Min	97	0	13.44	7.2173	82.3643	78.44%
17	Rzesniowiecki, Roman		U	S	Min	97	0	13.86	6.9986	79.8684	76.07%
18	Pančík, Ľubomír		U	S	Min	99	0	14.49	6.8323	77.9710	74.26%
19	Ecker, Július		U	S	Min	97	0	14.39	6.7408	76.9267	73.26%
20	Dolňan, Zdeno		U	S	Min	99	0	14.69	6.7393	76.9095	73.25%
21	Pál, Eugen		U	S	Min	87	0	12.98	6.7026	76.4911	72.85%
22	Plevka, Peter		U	S	Min	97	0	14.81	6.5496	74.7452	71.19%
23	Dóka, Peter		U	S	Min	95	0	14.72	6.4538	73.6516	70.14%
24	Popovič, Bohuslav		U	S	Min	93	0	14.43	6.4449	73.5501	70.05%
25	Takáč, Michal		U	S	Min	92	10	12.83	6.3913	72.9380	69.46%
26	Krajčír, Dalibor		U	S	Min	97	0	15.35	6.3192	72.1157	68.68%
27	Zvolenský, Peter		U	S	Min	97	0	16.38	5.9219	67.5809	64.36%
28	Belko, Jozef		U	S	Min	99	0	16.92	5.8511	66.7730	63.59%
29	Košíková, Simona		U	S	Min	89	20	13.21	5.2233	59.6091	56.77%
30	Melo, Jozef		U	S	Min	98	10	18.49	4.7593	54.3140	51.73%
31	Čepan, Tomáš		U	S	Min	81	20	14.31	4.2628	48.6471	46.33%
32	Károly, Karol		U	S	Min	94	10	19.96	4.2084	48.0270	45.74%
33	Reha, Roman		U	S	Min	97	0	23.96	4.0484	46.2010	44.00%
34	Ružičková, Lenka		U	S	Min	95	0	23.96	3.9649	45.2484	43.09%

35	Đurík, Jaroslav	U	S	Min	87	20	23.94	2.7987	31.9387	30.42%
36	Lontoš, Samuel	U	S	Min	77	20	22.55	2.5277	28.8466	27.47%
37	Dóková, Veronika	U	S	Min	0	0	0.00	0.0000	0.0000	0.00%
38	(DQ) Bartoš, Milan	U	S	Min						
39	(DQ) Selucký, Patrik	U	S	Min						

Generated by PractiScore for Android (1.7.35 HONOR) at 2024-10-13 20:52 +0200

### 3. kolo Tekovskej ligy - Stage 5 - 2024-10-13

#### 5. SITUÁCIA



Stredná strelecká situácia	
Forma	3 x IPSC classic, 2 x IPSC Popper, niekoľko NS
Počet rán / body	20 / 100
Startštrajp	Zvukový signál posledná rana
Štartová pozícia	Pravý rukeť kolenné vo vymedzenom priestore, ruky voľne pozdĺž tela, zbraň „ready“, PCC - Option 1
Postup	Po zvukovom signále rieši situáciu voľným štýlom z vymedzeného priestoru. Prvý IPSC Popper spúša IPSC serié.
Pravidlá a penalizácia	Pravidlá IPSC
Bezpečnostné úkony	SOP varovo aj vľavo, vrch vľavo
Hodnotenie	Podľa pravidiel IPSC
Okrajnosť	Spisovník PO na brehovej
Autor situácie	Jackie

#### Stage Results - Open

Place	Name	No.	Class	Div	PF	Points	Pen	Time	Hit Factor	Stage Pts	Stage %
1	Adamec, Ľuboš		U	O	Min	88	0	11.56	7.6125	100.0000	100.00%
2	Veselský, Dušan		U	O	Maj	85	10	16.23	4.6211	60.7041	60.70%
3	Križan, Miroslav		U	O	Min	82	0	18.42	4.4517	58.4789	58.48%
4	Eckerová, Martina		U	O	Min	82	0	18.96	4.3249	56.8134	56.81%

#### Stage Results - PCC Optics

Place	Name	No.	Class	Div	PF	Points	Pen	Time	Hit Factor	Stage Pts	Stage %
1	Kubuš, Ján		U	PCCO	Min	94	0	9.55	9.8429	100.0000	100.00%
2	Bohmer, Marián		U	PCCO	Min	92	0	11.15	8.2511	83.8279	83.83%
3	Vlkolinský, Valér		U	PCCO	Min	84	0	11.38	7.3814	74.9916	74.99%
4	Krajčír, Šimon		U	PCCO	Min	94	0	12.84	7.3209	74.3769	74.38%
5	Spratek, Dušan		U	PCCO	Min	92	0	12.58	7.3132	74.2990	74.30%
6	Hanulák, Jozef		U	PCCO	Min	96	0	13.61	7.0536	71.6620	71.66%
7	Drimaj, Peter		U	PCCO	Min	80	0	12.07	6.6280	67.3377	67.34%
8	Magát, Erik		U	PCCO	Min	81	10	11.14	6.3734	64.7513	64.75%
9	Radolec, Michal		U	PCCO	Min	89	10	12.51	6.3149	64.1572	64.16%
10	Dolnan, Zdeno 1		U	PCCO	Min	100	0	16.11	6.2073	63.0638	63.06%
11	Popluhár, Patrik		U	PCCO	Min	96	0	16.21	5.9223	60.1677	60.17%
12	Radolec, Milan		U	PCCO	Min	100	0	18.05	5.5402	56.2857	56.29%
13	Jacko, Róbert		U	PCCO	Min	92	0	16.96	5.4245	55.1109	55.11%
14	Toldy, Erik		U	PCCO	Min	92	0	18.68	4.9251	50.0364	50.04%
15	Kráner, Jozef		U	PCCO	Min	96	0	23.86	4.0235	40.8767	40.88%
16	Harmath, Marián		U	PCCO	Min	0	0	0.00	0.0000	0.0000	0.00%

#### Stage Results - Production

Place	Name	No.	Class	Div	PF	Points	Pen	Time	Hit Factor	Stage Pts	Stage %
1	Bednarik, Marian		U	P	Min	94	0	11.58	8.1174	100.0000	100.00%
2	Drienik, Vojtech		U	P	Min	94	0	13.57	6.9270	85.3353	85.34%

3	Kreutz, Erich	U	P	Min	94	0	13.84	6.7919	83.6705	83.67%
4	Michalec, Lubomír	U	P	Min	88	0	12.96	6.7901	83.6485	83.65%
5	Talpaš, Jozef	U	P	Min	79	10	11.78	5.8574	72.1580	72.16%
6	Vígh, Peter	U	P	Min	88	0	17.70	4.9718	61.2477	61.25%
7	Ružička, Milan	U	P	Min	84	0	17.24	4.8724	60.0237	60.02%
8	Mlynár, Andrej	U	P	Min	80	0	18.83	4.2485	52.3384	52.34%
9	Polievka, Ľubomír	U	P	Min	76	20	14.18	3.9492	48.6511	48.65%
10	Mindek, Martin	U	P	Min	0	0	0.00	0.0000	0.0000	0.00%
11	(DQ) Lévárdy, Zoltán	U	P	Min						
12	(DQ) Lévárdy, Daniel	U	P	Min						
13	(DQ) Belko, Šimon	U	P	Min						

### Stage Results - Production Optics

Place	Name	No.	Class	Div	PF	Points	Pen	Time	Hit Factor	Stage Pts	Stage %
1	Kán, Peter	U	PO	Min	94	0	10.75	8.7442	100.0000	100.00%	
2	Majling, Andrej	U	PO	Min	98	0	12.39	7.9096	90.4556	90.46%	
3	Bartoš, Peter	U	PO	Min	84	0	12.08	6.9536	79.5230	79.52%	
4	Hukel, Miroslav	U	PO	Min	88	0	14.13	6.2279	71.2231	71.22%	
5	Pančík, Vladimír	U	PO	Min	96	0	16.38	5.8608	67.0252	67.03%	
6	Vančo, Ján	U	PO	Min	94	0	17.40	5.4023	61.7816	61.78%	
7	Páleník, Miroslav	U	PO	Min	79	10	17.21	4.0093	45.8510	45.85%	
8	Šiška, Miloš	U	PO	Min	81	10	23.78	2.9857	34.1450	34.14%	
9	Prefertus, Róbert	U	PO	Min	71	30	19.68	2.0833	23.8254	23.83%	

### Stage Results - Standard

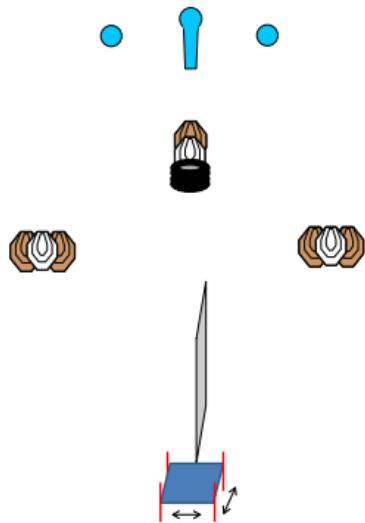
Place	Name	No.	Class	Div	PF	Points	Pen	Time	Hit Factor	Stage Pts	Stage %
1	Šlapka, Anton	U	S	Min	90	0	12.39	7.2639	100.0000	100.00%	
2	Selucký, Patrik junior	U	S	Min	90	0	12.98	6.9337	95.4545	95.45%	
3	Žažký, Miroslav	U	S	Min	90	0	13.27	6.7822	93.3685	93.37%	
4	Špitálsky, Michal	U	S	Min	88	0	13.98	6.2947	86.6571	86.66%	
5	Toldy, Erik	U	S	Min	92	0	14.88	6.1828	85.1165	85.12%	
6	Slanina, Peter	U	S	Min	90	0	15.74	5.7179	78.7166	78.72%	
7	Malík, Róbert	U	S	Min	90	0	15.93	5.6497	77.7778	77.78%	
8	Mišík, Peter	U	S	Min	90	20	12.46	5.6180	77.3408	77.34%	
9	Káčer ml. , Róbert	U	S	Min	96	0	17.09	5.6173	77.3318	77.33%	
10	Pančík, Ľubomír	U	S	Min	92	0	16.62	5.5355	76.2054	76.21%	
11	Varga, Štefan	U	S	Min	90	0	16.48	5.4612	75.1820	75.18%	
12	Belko, Jozef	U	S	Min	92	0	17.22	5.3426	73.5501	73.55%	
13	Šiška, Michal	U	S	Min	89	10	14.86	5.3163	73.1875	73.19%	
14	Krajčír, Dalibor	U	S	Min	88	0	16.71	5.2663	72.4995	72.50%	
15	Takáč, Michal	U	S	Min	96	0	19.14	5.0157	69.0491	69.05%	
16	Ecker, Július	U	S	Min	91	10	16.19	5.0031	68.8758	68.88%	
17	Zvolenský, Peter	U	S	Min	88	0	17.60	5.0000	68.8333	68.83%	
18	Cirbus, Emil	U	S	Min	88	0	17.80	4.9438	68.0599	68.06%	
19	Káčer, Róbert	U	S	Min	84	0	17.18	4.8894	67.3108	67.31%	
20	Dolňan, Zdeno	U	S	Min	96	0	20.94	4.5845	63.1137	63.11%	
21	Trancygier, Tomáš	U	S	Min	77	10	14.71	4.5547	62.7034	62.70%	
22	Rojko, Marek	U	S	Min	78	0	17.20	4.5349	62.4302	62.43%	
23	Pál, Eugen	U	S	Min	87	10	16.98	4.5347	62.4283	62.43%	
24	Javorčík, Marek	U	S	Min	78	0	17.37	4.4905	61.8192	61.82%	
25	Košíková, Simona	U	S	Min	87	10	17.66	4.3601	60.0245	60.02%	
26	Plevka, Peter	U	S	Min	79	10	15.87	4.3478	59.8551	59.86%	
27	Popovič, Bohuslav	U	S	Min	85	10	17.54	4.2759	58.8655	58.87%	
28	Dóka, Peter	U	S	Min	77	10	16.61	4.0337	55.5308	55.53%	
29	Károly, Karol	U	S	Min	82	0	21.37	3.8372	52.8248	52.82%	
30	Rzesniowiecki, Roman	U	S	Min	85	10	22.87	3.2794	45.1465	45.15%	
31	Ďurík, Jaroslav	U	S	Min	79	10	22.12	3.1193	42.9430	42.94%	
32	Ružičková, Lenka	U	S	Min	84	0	27.69	3.0336	41.7624	41.76%	
33	Reha, Roman	U	S	Min	80	0	27.22	2.9390	40.4604	40.46%	

34	Melo, Jozef	U	S	Min	78	20	21.49	2.6989	37.1553	37.16%
35	Lontoš, Samuel	U	S	Min	73	30	36.72	1.1710	16.1211	16.12%
36	Čepan, Tomáš	U	S	Min	51	50	18.16	0.0551	0.7581	0.76%
37	Dóková, Veronika	U	S	Min	0	0	0.00	0.0000	0.0000	0.00%
38	(DQ) Bartoš, Milan	U	S	Min						
39	(DQ) Selucký, Patrik	U	S	Min						

Generated by PractiScore for Android (1.7.35 HONOR) at 2024-10-13 20:57 +0200

### 3. kolo Tekovskej ligy - Stage 6 - 2024-10-13

#### 6. SITUÁCIA



Stredná strelecká situácia	
Terč	3 x IPSC classic, 1 x IPSC mini Popper, 2 x Pláň, 3 x NS
Počet rán / body	13 / 65
Startútok	Zvukový signál posledná rana
Startová pozícia	Posledý nábeh na pohyblivú pláň, ruky voľne pozdĺž tela, zásobník v zbrani, komora prázdna - PCC - Opat 2
Postup	Po zvukovom signále rieši situáciu z pohyblivej pláň.
Pravidlá a penalizácia	Pravidlá IPSC
Bezpečnostné úkony	45° spravo či vľavo, vrch vala
Podrobnosti	Pravidla organizátora IPSC
Bezpečnosť	Sprevanie ROU na tréningu
Autor situácie	Jackie

#### Stage Results - Open

Place	Name	No.	Class	Div	PF	Points	Pen	Time	Hit Factor	Stage Pts	Stage %
1	Adamec, Ľuboš		U	O	Min	61	0	9.77	6.2436	65.0000	100.00%
2	Veselský, Dušan		U	O	Maj	55	0	12.06	4.5605	47.4781	73.04%
3	Križan, Miroslav		U	O	Min	51	20	16.70	1.8563	19.3252	29.73%
4	Eckerová, Martina		U	O	Min	27	20	31.46	0.2225	2.3164	3.56%

#### Stage Results - PCC Optics

Place	Name	No.	Class	Div	PF	Points	Pen	Time	Hit Factor	Stage Pts	Stage %
1	Kubuš, Ján		U	PCCO	Min	55	0	5.73	9.5986	65.0000	100.00%
2	Bohmer, Marián		U	PCCO	Min	53	0	6.86	7.7259	52.3187	80.49%
3	Drimaj, Peter		U	PCCO	Min	53	0	8.61	6.1556	41.6848	64.13%
4	Vkolinský, Valér		U	PCCO	Min	51	0	9.39	5.4313	36.7798	56.58%
5	Popluhár, Patrik		U	PCCO	Min	61	0	11.31	5.3935	36.5235	56.19%
6	Kráner, Jozef		U	PCCO	Min	51	0	10.20	5.0000	33.8591	52.09%
7	Radolec, Michal		U	PCCO	Min	53	0	10.65	4.9765	33.7001	51.85%
8	Magát, Erik		U	PCCO	Min	55	0	11.09	4.9594	33.5843	51.67%
9	Hanulák, Jozef		U	PCCO	Min	53	10	9.03	4.7619	32.2468	49.61%
10	Dolnan, Zdeno 1		U	PCCO	Min	53	0	11.20	4.7321	32.0452	49.30%
11	Krajčír, Šimon		U	PCCO	Min	55	0	11.73	4.6888	31.7519	48.85%
12	Spratek, Dušan		U	PCCO	Min	55	0	12.30	4.4715	30.2805	46.59%
13	Jacko, Róbert		U	PCCO	Min	53	10	11.12	3.8669	26.1860	40.29%
14	Toldy, Erik		U	PCCO	Min	61	0	16.93	3.6031	24.3993	37.54%
15	Radolec, Milan		U	PCCO	Min	53	0	17.21	3.0796	20.8545	32.08%
16	Harmath, Marián		U	PCCO	Min	0	0	0.00	0.0000	0.0000	0.00%

#### Stage Results - Production

Place	Name	No.	Class	Div	PF	Points	Pen	Time	Hit Factor	Stage Pts	Stage %
1	Drienik, Vojtech		U	P	Min	55	0	8.41	6.5398	65.0000	100.00%



2	Bednarik, Marian	U	P	Min	55	0	8.42	6.5321	64.9228	99.88%
3	Talpaš, Jozef	U	P	Min	53	0	11.48	4.6167	45.8860	70.59%
4	Michalec, Ľubomír	U	P	Min	55	10	9.87	4.5593	45.3150	69.72%
5	Polievka, Ľubomír	U	P	Min	51	0	18.02	2.8302	28.1295	43.28%
6	Ružička, Milan	U	P	Min	63	20	19.94	2.1565	21.4333	32.97%
7	Vígh, Peter	U	P	Min	43	0	20.05	2.1446	21.3158	32.79%
8	Mlynár, Andrej	U	P	Min	46	10	17.33	2.0773	20.6467	31.76%
9	Kreutz, Erich	U	P	Min	57	20	19.95	1.8546	18.4334	28.36%
10	Mindek, Martin	U	P	Min	0	0	0.00	0.0000	0.0000	0.00%
11	(DQ) Lévárdy, Zoltán	U	P	Min						
12	(DQ) Lévárdy, Daniel	U	P	Min						
13	(DQ) Belko, Šimon	U	P	Min						

### Stage Results - Production Optics

Place	Name	No.	Class	Div	PF	Points	Pen	Time	Hit Factor	Stage Pts	Stage %
1	Majling, Andrej	U	PO	Min	63	0	9.25	6.8108	65.0000	100.00%	
2	Vančo, Ján	U	PO	Min	53	0	11.07	4.7877	45.6923	70.30%	
3	Bartoš, Peter	U	PO	Min	59	10	10.55	4.6445	44.3260	68.19%	
4	Hukel, Miroslav	U	PO	Min	57	0	13.47	4.2316	40.3852	62.13%	
5	Kán, Peter	U	PO	Min	59	20	10.59	3.6827	35.1466	54.07%	
6	Pančík, Vladimír	U	PO	Min	49	0	13.79	3.5533	33.9114	52.17%	
7	Šiška, Miloš	U	PO	Min	41	0	19.36	2.1178	20.2112	31.09%	
8	Prefertus, Róbert	U	PO	Min	43	10	15.86	2.0807	19.8575	30.55%	
9	Páleník, Miroslav	U	PO	Min	46	20	12.76	2.0376	19.4463	29.92%	

### Stage Results - Standard

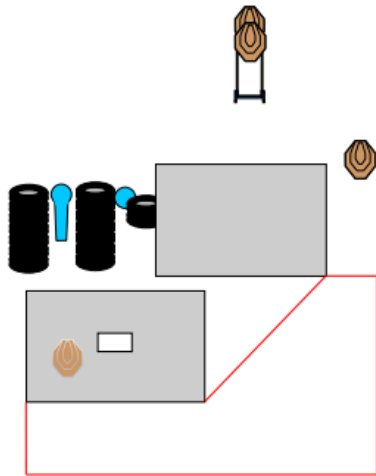
Place	Name	No.	Class	Div	PF	Points	Pen	Time	Hit Factor	Stage Pts	Stage %
1	Špitálsky, Michal	U	S	Min	57	0	10.83	5.2632	65.0000	100.00%	
2	Pančík, Ľubomír	U	S	Min	59	0	12.38	4.7658	58.8570	90.55%	
3	Dóka, Peter	U	S	Min	47	0	9.99	4.7047	58.1031	89.39%	
4	Šlapka, Anton	U	S	Min	57	10	9.99	4.7047	58.1031	89.39%	
5	Ťažký, Miroslav	U	S	Min	50	10	9.25	4.3243	53.4054	82.16%	
6	Toldy, Erik	U	S	Min	55	0	12.88	4.2702	52.7368	81.13%	
7	Mišík, Peter	U	S	Min	55	0	13.27	4.1447	51.1869	78.75%	
8	Košíková, Simona	U	S	Min	59	0	14.70	4.0136	49.5680	76.26%	
9	Slanina, Peter	U	S	Min	53	0	13.62	3.8913	48.0580	73.94%	
10	Krajčír, Dalibor	U	S	Min	55	0	14.46	3.8036	46.9744	72.27%	
11	Káčer, Róbert	U	S	Min	51	0	13.52	3.7722	46.5865	71.67%	
12	Káčer ml. , Róbert	U	S	Min	51	0	14.27	3.5739	44.1381	67.90%	
13	Reha, Roman	U	S	Min	53	0	14.96	3.5428	43.7533	67.31%	
14	Selucký, Patrik junior	U	S	Min	55	20	10.34	3.3849	41.8037	64.31%	
15	Takáč, Michal	U	S	Min	55	0	16.39	3.3557	41.4430	63.76%	
16	Trancygier, Tomáš	U	S	Min	49	0	15.32	3.1984	39.5007	60.77%	
17	Malík, Róbert	U	S	Min	53	10	13.51	3.1828	39.3079	60.47%	
18	Cirbus, Emil	U	S	Min	49	0	16.30	3.0061	37.1258	57.12%	
19	Dolňan, Zdeno	U	S	Min	57	0	18.99	3.0016	37.0695	57.03%	
20	Ecker, Július	U	S	Min	47	0	15.87	2.9616	36.5753	56.27%	
21	Varga, Štefan	U	S	Min	50	20	10.76	2.7881	34.4331	52.97%	
22	Belko, Jozef	U	S	Min	57	10	17.37	2.7058	33.4168	51.41%	
23	Rzesniowiecki, Roman	U	S	Min	45	0	17.48	2.5744	31.7935	48.91%	
24	Javorčík, Marek	U	S	Min	59	10	19.05	2.5722	31.7664	48.87%	
25	Pál, Eugen	U	S	Min	53	0	20.89	2.5371	31.3332	48.20%	
26	Ďurík, Jaroslav	U	S	Min	51	0	21.12	2.4148	29.8224	45.88%	
27	Šiška, Michal	U	S	Min	45	10	14.61	2.3956	29.5859	45.52%	
28	Rojko, Marek	U	S	Min	40	10	12.99	2.3095	28.5219	43.88%	
29	Melo, Jozef	U	S	Min	48	10	18.03	2.1076	26.0288	40.04%	
30	Plevka, Peter	U	S	Min	54	20	16.42	2.0706	25.5725	39.34%	
31	Zvolenský, Peter	U	S	Min	53	20	18.14	1.8192	22.4669	34.56%	

32	Popovič, Bohuslav	U	S	Min	49	20	16.63	1.7438	21.5364	33.13%
33	Károly, Karol	U	S	Min	41	0	37.39	1.0965	13.5424	20.83%
34	Ružičková, Lenka	U	S	Min	41	10	46.74	0.6632	8.1911	12.60%
35	Lontoš, Samuel	U	S	Min	36	10	43.94	0.5917	7.3077	11.24%
36	Čepan, Tomáš	U	S	Min	35	20	26.36	0.5690	7.0277	10.81%
37	Dóková, Veronika	U	S	Min	0	0	0.00	0.0000	0.0000	0.00%
38	(DQ) Bartoš, Milan	U	S	Min						
39	(DQ) Selucký, Patrik	U	S	Min						

Generated by PractiScore for Android (1.7.35 HONOR) at 2024-10-13 20:58 +0200

### 3. kolo Tekovskej ligy - Stage 7 - 2024-10-13

7. SITUÁCIA



Krátka strelecká situácia	
Titok	4 x IPSC classic, 2 x IPSC mini Popper, 1 x Platte
Počet rán / body	117 55
Startfaloš	Zvukový signál posledná rana
Startová pozícia	Postoj ríše ľubovoľne vo vymedzenom priestore, ruky voľne pozdĺž tela, zbraň ready, PCC - Očien 1
Postup	Po zvukovom signále rieši situáciu voľným štýlom z vymedzeného priestoru
Pravidlá a penalizácia	Pravidlá IPSC
Bezpečnostná úroveň	50° sprava, 40° doľava, vrchvalu
Hodnotenie	Podľa pravidiel IPSC
Bezpečnosť	Sprava RO na bielejku
Autor situácie	Jackie

#### Stage Results - Open

Place	Name	No.	Class	Div	PF	Points	Pen	Time	Hit Factor	Stage Pts	Stage %
1	Adamec, Ľuboš		U	O	Min	55	0	7.54	7.2944	55.0000	100.00%
2	Veselský, Dušan		U	O	Maj	52	0	11.18	4.6512	35.0698	63.76%
3	Križan, Miroslav		U	O	Min	53	0	12.95	4.0927	30.8587	56.11%
4	Eckerová, Martina		U	O	Min	46	10	17.01	2.1164	15.9577	29.01%

#### Stage Results - PCC Optics

Place	Name	No.	Class	Div	PF	Points	Pen	Time	Hit Factor	Stage Pts	Stage %
1	Bohmer, Marián		U	PCCO	Min	55	0	6.47	8.5008	55.0000	100.00%
2	Kubuš, Ján		U	PCCO	Min	53	0	6.87	7.7147	49.9141	90.75%
3	Hanulák, Jozef		U	PCCO	Min	53	0	7.22	7.3407	47.4945	86.35%
4	Krajčír, Šimon		U	PCCO	Min	53	0	7.65	6.9281	44.8248	81.50%
5	Radolec, Michal		U	PCCO	Min	51	0	7.52	6.7819	43.8790	79.78%
6	Drimaj, Peter		U	PCCO	Min	53	0	8.10	6.5432	42.3346	76.97%
7	Spratek, Dušan		U	PCCO	Min	49	0	8.46	5.7920	37.4740	68.13%
8	Vlkolinský, Valér		U	PCCO	Min	39	0	6.99	5.5794	36.0987	65.63%
9	Radolec, Milan		U	PCCO	Min	53	0	11.67	4.5416	29.3839	53.43%
10	Toldy, Erik		U	PCCO	Min	55	0	12.12	4.5380	29.3606	53.38%
11	Kráner, Jozef		U	PCCO	Min	47	0	10.89	4.3159	27.9238	50.77%
12	Jacko, Róbert		U	PCCO	Min	44	10	8.09	4.2027	27.1916	49.44%
13	Magát, Erik		U	PCCO	Min	42	10	7.72	4.1451	26.8187	48.76%
14	Dolnan, Zdeno 1		U	PCCO	Min	55	0	23.52	2.3384	15.1297	27.51%
15	Popluhár, Patrik		U	PCCO	Min	51	0	23.94	2.1303	13.7832	25.06%
16	Harmath, Marián		U	PCCO	Min	0	0	0.00	0.0000	0.0000	0.00%

#### Stage Results - Production

Place	Name	No.	Class	Div	PF	Points	Pen	Time	Hit Factor	Stage Pts	Stage %
1	Bednarik, Marian		U	P	Min	53	0	8.21	6.4555	55.0000	100.00%

2	Michalec, Ľubomír	U	P	Min	49	0	8.06	6.0794	51.7954	94.17%
3	Drienik, Vojtech	U	P	Min	51	0	9.15	5.5738	47.4875	86.34%
4	Talpaš, Jozef	U	P	Min	51	0	9.26	5.5076	46.9234	85.32%
5	Kreutz, Erich	U	P	Min	53	0	9.73	5.4471	46.4080	84.38%
6	Polievka, Ľubomír	U	P	Min	53	0	11.96	4.4314	37.7550	68.65%
7	Mlynár, Andrej	U	P	Min	51	0	13.91	3.6664	31.2373	56.80%
8	Vígh, Peter	U	P	Min	53	0	14.75	3.5932	30.6136	55.66%
9	Ružička, Milan	U	P	Min	46	10	12.47	2.8869	24.5961	44.72%
10	Mindek, Martin	U	P	Min	0	0	0.00	0.0000	0.0000	0.00%
11	(DQ) Lévárdy, Zoltán	U	P	Min						
12	(DQ) Lévárdy, Daniel	U	P	Min						
13	(DQ) Belko, Šimon	U	P	Min						

### Stage Results - Production Optics

Place	Name	No.	Class	Div	PF	Points	Pen	Time	Hit Factor	Stage Pts	Stage %
1	Vančo, Ján		U	PO	Min	53	0	8.24	6.4320	55.0000	100.00%
2	Majling, Andrej		U	PO	Min	55	0	9.13	6.0241	51.5117	93.66%
3	Bartoš, Peter		U	PO	Min	51	0	9.44	5.4025	46.1968	83.99%
4	Kán, Peter		U	PO	Min	48	10	7.43	5.1144	43.7330	79.51%
5	Hukel, Miroslav		U	PO	Min	53	0	10.83	4.8938	41.8467	76.08%
6	Pančík, Vladimír		U	PO	Min	51	0	10.53	4.8433	41.4148	75.30%
7	Páleník, Miroslav		U	PO	Min	51	0	12.17	4.1906	35.8339	65.15%
8	Šiška, Miloš		U	PO	Min	55	0	13.57	4.0531	34.6575	63.01%
9	Prefertus, Róbert		U	PO	Min	41	20	15.92	1.3191	11.2795	20.51%

### Stage Results - Standard

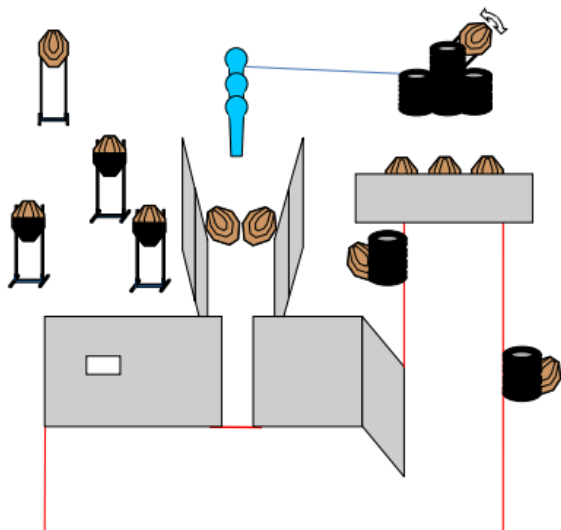
Place	Name	No.	Class	Div	PF	Points	Pen	Time	Hit Factor	Stage Pts	Stage %
1	Šlapka, Anton		U	S	Min	47	0	8.67	5.4210	55.0000	100.00%
2	Ťažký, Miroslav		U	S	Min	47	0	8.71	5.3961	54.7474	99.54%
3	Malík, Róbert		U	S	Min	55	0	11.15	4.9327	50.0463	90.99%
4	Cirbus, Emil		U	S	Min	53	0	11.07	4.7877	48.5749	88.32%
5	Trancygier, Tomáš		U	S	Min	51	0	10.69	4.7708	48.4035	88.01%
6	Selucký, Patrik junior		U	S	Min	47	0	9.94	4.7284	47.9728	87.22%
7	Varga, Štefan		U	S	Min	47	0	10.13	4.6397	47.0731	85.59%
8	Káčer, Róbert		U	S	Min	49	0	10.60	4.6226	46.9001	85.27%
9	Špitálsky, Michal		U	S	Min	45	0	9.78	4.6012	46.6829	84.88%
10	Mišík, Peter		U	S	Min	51	0	11.14	4.5781	46.4482	84.45%
11	Ecker, Július		U	S	Min	53	0	11.68	4.5377	46.0381	83.71%
12	Košíková, Simona		U	S	Min	51	0	11.31	4.5093	45.7500	83.18%
13	Dóka, Peter		U	S	Min	47	0	10.58	4.4423	45.0709	81.95%
14	Zvolenský, Peter		U	S	Min	49	0	11.23	4.3633	44.2691	80.49%
15	Belko, Jozef		U	S	Min	53	0	12.23	4.3336	43.9677	79.94%
16	Pančík, Ľubomír		U	S	Min	49	0	11.34	4.3210	43.8396	79.71%
17	Popovič, Bohuslav		U	S	Min	49	0	11.35	4.3172	43.8010	79.64%
18	Pál, Eugen		U	S	Min	53	0	12.49	4.2434	43.0524	78.28%
19	Rzesniowiecki, Roman		U	S	Min	51	0	12.43	4.1030	41.6278	75.69%
20	Krajčír, Dalibor		U	S	Min	53	0	12.93	4.0990	41.5874	75.61%
21	Toldy, Erik		U	S	Min	51	0	12.70	4.0157	40.7428	74.08%
22	Takáč, Michal		U	S	Min	49	0	12.36	3.9644	40.2218	73.13%
23	Káčer ml. , Róbert		U	S	Min	53	0	13.72	3.8630	39.1927	71.26%
24	Dolňan, Zdeno		U	S	Min	51	0	13.48	3.7834	38.3852	69.79%
25	Javorčík, Marek		U	S	Min	49	0	12.98	3.7750	38.3006	69.64%
26	Šiška, Michal		U	S	Min	43	0	12.16	3.5362	35.8772	65.23%
27	Melo, Jozef		U	S	Min	53	0	15.27	3.4709	35.2144	64.03%
28	Rojko, Marek		U	S	Min	49	0	14.26	3.4362	34.8627	63.39%
29	Slanina, Peter		U	S	Min	48	10	11.43	3.3246	33.7304	61.33%
30	Plevka, Peter		U	S	Min	43	20	7.99	2.8786	29.2055	53.10%
31	Ďurík, Jaroslav		U	S	Min	53	0	21.96	2.4135	24.4865	44.52%

32	Reha, Roman	U	S	Min	42	10	14.78	2.1651	21.9664	39.94%
33	Károly, Karol	U	S	Min	44	10	19.53	1.7409	17.6628	32.11%
34	Lontoš, Samuel	U	S	Min	43	0	43.35	0.9919	10.0638	18.30%
35	Ružičková, Lenka	U	S	Min	39	20	25.96	0.7319	7.4256	13.50%
36	Dóková, Veronika	U	S	Min	0	0	0.00	0.0000	0.0000	0.00%
37	Čepan, Tomáš	U	S	Min	33	40	10.86	0.0000	0.0000	0.00%
38	(DQ) Bartoš, Milan	U	S	Min						
39	(DQ) Selucký, Patrik	U	S	Min						

Generated by PractiScore for Android (1.7.35 HONOR) at 2024-10-13 21:00 +0200

### 3. kolo Tekovskej ligy - Stage 8 - 2024-10-13

8. SITUÁCIA



Ďalšia strelecká situácia	
Číslo	13 x IPSC classic, 3 x IPSC Popper
Číslo riev / body	27 / 135
Startovací postup	Zvukový signál posledná rana
Startovacia pozícia	Práha riev súveréne vo vymedzenom priestore, ruky voľne pozdĺž tela, zbraň "ready" PCC - Opticon 1
Postup	Po zvukovom signáli rieši situáciu voľným štýlom z vymedzeného priestoru. Posledný IPSC popper spúšťa kľučku.
Pravidlá a penalizácie	Pravidlá IPSC
Bezpečnostné opatrenia	30° vpravo aj vľavo, vrch vale
Hodnotenie	Podľa pravidiel IPSC
Bezpečnosť	Spomení RSO na bráničku
Autor situácie	Jackie

#### Stage Results - Open

Place	Name	No.	Class	Div	PF	Points	Pen	Time	Hit Factor	Stage Pts	Stage %
1	Adamec, Ľuboš		U	O	Min	131	0	14.77	8.8693	135.0000	100.00%
2	Veselský, Dušan		U	O	Maj	117	0	21.79	5.3694	81.7281	60.54%
3	Križan, Miroslav		U	O	Min	119	0	25.07	4.7467	72.2496	53.52%
4	Eckerová, Martina		U	O	Min	117	0	29.67	3.9434	60.0221	44.46%

#### Stage Results - PCC Optics

Place	Name	No.	Class	Div	PF	Points	Pen	Time	Hit Factor	Stage Pts	Stage %
1	Krajčír, Šimon		U	PCCO	Min	127	0	13.89	9.1433	135.0000	100.00%
2	Hanulák, Jozef		U	PCCO	Min	133	0	15.73	8.4552	124.8404	92.47%
3	Bohmer, Marián		U	PCCO	Min	121	0	14.49	8.3506	123.2961	91.33%
4	Drimaj, Peter		U	PCCO	Min	125	0	15.27	8.1860	120.8658	89.53%
5	Radolec, Michal		U	PCCO	Min	125	0	15.84	7.8914	116.5164	86.31%
6	Magát, Erik		U	PCCO	Min	123	0	16.49	7.4591	110.1328	81.58%
7	Spratek, Dušan		U	PCCO	Min	129	0	17.88	7.2148	106.5257	78.91%
8	Vlkolinský, Valér		U	PCCO	Min	122	10	16.01	6.9956	103.2902	76.51%
9	Jacko, Róbert		U	PCCO	Min	135	0	19.71	6.8493	101.1299	74.91%
10	Radolec, Milan		U	PCCO	Min	133	0	23.62	5.6308	83.1389	61.58%
11	Popluhár, Patrik		U	PCCO	Min	133	0	24.17	5.5027	81.2470	60.18%
12	Kubuš, Ján		U	PCCO	Min	129	0	25.40	5.0787	74.9874	55.55%
13	Dolnan, Zdeno 1		U	PCCO	Min	133	0	26.75	4.9720	73.4108	54.38%
14	Kráner, Jozef		U	PCCO	Min	131	0	29.73	4.4063	65.0592	48.19%
15	Toldy, Erik		U	PCCO	Min	123	30	25.91	3.5893	52.9966	39.26%
16	Harmath, Marián		U	PCCO	Min	0	0	0.00	0.0000	0.0000	0.00%

#### Stage Results - Production

Place	Name	No.	Class	Div	PF	Points	Pen	Time	Hit Factor	Stage Pts	Stage %
1	Drienik, Vojtech		U	P	Min	123	0	15.25	8.0656	135.0000	100.00%
2	Bednarik, Marian		U	P	Min	135	0	17.25	7.8261	130.9915	97.03%

3	Kreutz, Erich	U	P	Min	125	0	16.40	7.6220	127.5747	94.50%
4	Polievka, Ľubomír	U	P	Min	123	0	16.47	7.4681	125.0000	92.59%
5	Michalec, Ľubomír	U	P	Min	123	0	17.21	7.1470	119.6252	88.61%
6	Ružička, Milan	U	P	Min	129	0	18.05	7.1468	119.6220	88.61%
7	Talpaš, Jozef	U	P	Min	129	0	18.21	7.0840	118.5709	87.83%
8	Vígh, Peter	U	P	Min	133	0	19.90	6.6834	111.8657	82.86%
9	Mlynár, Andrej	U	P	Min	116	10	23.44	4.5222	75.6914	56.07%
10	Mindek, Martin	U	P	Min	0	0	0.00	0.0000	0.0000	0.00%
11	(DQ) Lévárdy, Zoltán	U	P	Min						
12	(DQ) Lévárdy, Daniel	U	P	Min						
13	(DQ) Belko, Šimon	U	P	Min						

### Stage Results - Production Optics

Place	Name	No.	Class	Div	PF	Points	Pen	Time	Hit Factor	Stage Pts	Stage %
1	Kán, Peter	U	PO	Min	131	0	14.16	9.2514	135.0000	100.00%	
2	Vančo, Ján	U	PO	Min	127	0	15.26	8.3224	121.4437	89.96%	
3	Majling, Andrej	U	PO	Min	129	0	16.44	7.8467	114.5021	84.82%	
4	Bartoš, Peter	U	PO	Min	125	0	16.97	7.3659	107.4865	79.62%	
5	Hukel, Miroslav	U	PO	Min	129	0	17.84	7.2309	105.5166	78.16%	
6	Pančík, Vladimír	U	PO	Min	131	0	21.14	6.1968	90.4257	66.98%	
7	Páleník, Miroslav	U	PO	Min	129	0	22.62	5.7029	83.2191	61.64%	
8	Šiška, Miloš	U	PO	Min	125	0	32.05	3.9002	56.9125	42.16%	
9	Prefertus, Róbert	U	PO	Min	117	30	38.45	2.2627	33.0178	24.46%	

### Stage Results - Standard

Place	Name	No.	Class	Div	PF	Points	Pen	Time	Hit Factor	Stage Pts	Stage %
1	Ťažký, Miroslav	U	S	Min	129	0	14.70	8.7755	135.0000	100.00%	
2	Mišík, Peter	U	S	Min	129	0	15.22	8.4757	130.3876	96.58%	
3	Šlapka, Anton	U	S	Min	133	0	16.16	8.2302	126.6111	93.79%	
4	Šiška, Michal	U	S	Min	121	0	16.21	7.4645	114.8322	85.06%	
5	Toldy, Erik	U	S	Min	121	0	17.25	7.0145	107.9090	79.93%	
6	Špitálsky, Michal	U	S	Min	123	0	17.59	6.9926	107.5724	79.68%	
7	Pančík, Ľubomír	U	S	Min	131	0	19.16	6.8372	105.1810	77.91%	
8	Selucký, Patrik junior	U	S	Min	117	0	17.20	6.8023	104.6451	77.51%	
9	Malík, Róbert	U	S	Min	127	0	18.73	6.7806	104.3103	77.27%	
10	Krajčír, Dalibor	U	S	Min	127	0	19.24	6.6008	101.5454	75.22%	
11	Rzesniowiecki, Roman	U	S	Min	125	0	18.98	6.5859	101.3153	75.05%	
12	Káčer ml. , Róbert	U	S	Min	117	0	17.87	6.5473	100.7216	74.61%	
13	Cirbus, Emil	U	S	Min	129	0	19.78	6.5217	100.3286	74.32%	
14	Káčer, Róbert	U	S	Min	121	0	19.13	6.3251	97.3042	72.08%	
15	Varga, Štefan	U	S	Min	127	0	20.38	6.2316	95.8652	71.01%	
16	Slanina, Peter	U	S	Min	117	0	18.78	6.2300	95.8411	70.99%	
17	Ecker, Július	U	S	Min	121	0	19.52	6.1988	95.3602	70.64%	
18	Belko, Jozef	U	S	Min	129	0	20.92	6.1663	94.8614	70.27%	
19	Trancygier, Tomáš	U	S	Min	120	10	18.11	6.0740	93.4406	69.22%	
20	Javorčík, Marek	U	S	Min	127	0	21.08	6.0247	92.6818	68.65%	
21	Zvolenský, Peter	U	S	Min	125	0	21.16	5.9074	90.8774	67.32%	
22	Dóka, Peter	U	S	Min	121	0	20.91	5.7867	89.0211	65.94%	
23	Dolňan, Zdeno	U	S	Min	131	0	22.81	5.7431	88.3502	65.44%	
24	Rojko, Marek	U	S	Min	111	0	20.14	5.5114	84.7861	62.80%	
25	Takáč, Michal	U	S	Min	121	0	22.63	5.3469	82.2550	60.93%	
26	Košíková, Simona	U	S	Min	122	10	20.96	5.3435	82.2031	60.89%	
27	Melo, Jozef	U	S	Min	121	0	22.74	5.3210	81.8571	60.63%	
28	Popovič, Bohuslav	U	S	Min	125	0	23.72	5.2698	81.0694	60.05%	
29	Plevka, Peter	U	S	Min	123	0	24.40	5.0410	77.5491	57.44%	
30	Pál, Eugen	U	S	Min	121	0	24.03	5.0354	77.4628	57.38%	
31	Ďurík, Jaroslav	U	S	Min	124	10	27.18	4.1943	64.5233	47.80%	
32	Čepan, Tomáš	U	S	Min	109	20	21.87	4.0695	62.6041	46.37%	
33	Reha, Roman	U	S	Min	123	0	30.51	4.0315	62.0189	45.94%	

34	Károly, Karol	U	S	Min	114	10	30.88	3.3679	51.8105	38.38%
35	Lontoš, Samuel	U	S	Min	119	0	38.84	3.0639	47.1334	34.91%
36	Ružičková, Lenka	U	S	Min	119	0	40.23	2.9580	45.5049	33.71%
37	Dóková, Veronika	U	S	Min	0	0	0.00	0.0000	0.0000	0.00%
38	(DQ) Bartoš, Milan	U	S	Min						
39	(DQ) Selucký, Patrik	U	S	Min						

Generated by PractiScore for Android (1.7.35 HONOR) at 2024-10-13 21:01 +0200